

			300487
			SUNRESIN NEW MATERIALS CO.,LTD,XI'AN
			sunresin
			72
			710075
			72
			710075
			www.sunresin.com
			pub@sunresin.com

	72	72
	029-88445729	029-88445729
	029-88453538	029-88453538
	pub@sunresin.com	pub@sunresin.com

	www.cninfo.com.cn

	128 9

	9		2015 7 2 -2018 12
	15		31

	2015	2014		2013
	295,373,404.92	286,037,979.88	3.26%	254,176,836.42
	50,853,605.50	59,703,510.89	-14.82%	62,032,054.48
	45,508,480.96	58,090,126.99	-21.66%	57,977,194.19
	24,849,434.44	26,546,255.89	-6.39%	72,600,575.34
/	0.73	1.00	-27.00%	1.03
/	0.73	1.00	-27.00%	1.03
	9.60%	16.57%	-6.97%	20.07%
	2015	2014		2013
	808,850,542.07	476,578,508.56	69.72%	437,377,757.13
	679,934,463.10	384,476,478.66	76.85%	335,938,754.11

	74,352,441.43	75,853,924.22	53,229,754.36	91,937,284.91
	15,422,631.97	13,102,892.69	9,436,467.06	12,891,613.78

	13,033,451.97	12,796,025.69	8,900,477.46	10,778,525.84
	-16,063,964.95	-13,505,108.77	19,940,257.89	34,478,250.27

	2015	2014	2013	
	-546,375.39	-8,489.23	-18,825.00	
	4,046,000.00	1,907,029.11	5,084,378.17	
	2,876,927.09			
	-88,104.00		-44,200.00	
		-150.00	-206,539.90	
	943,323.16	285,005.98	759,952.98	
	5,345,124.54	1,613,383.90	4,054,860.29	--

1 —

1 —

	273,833.76	

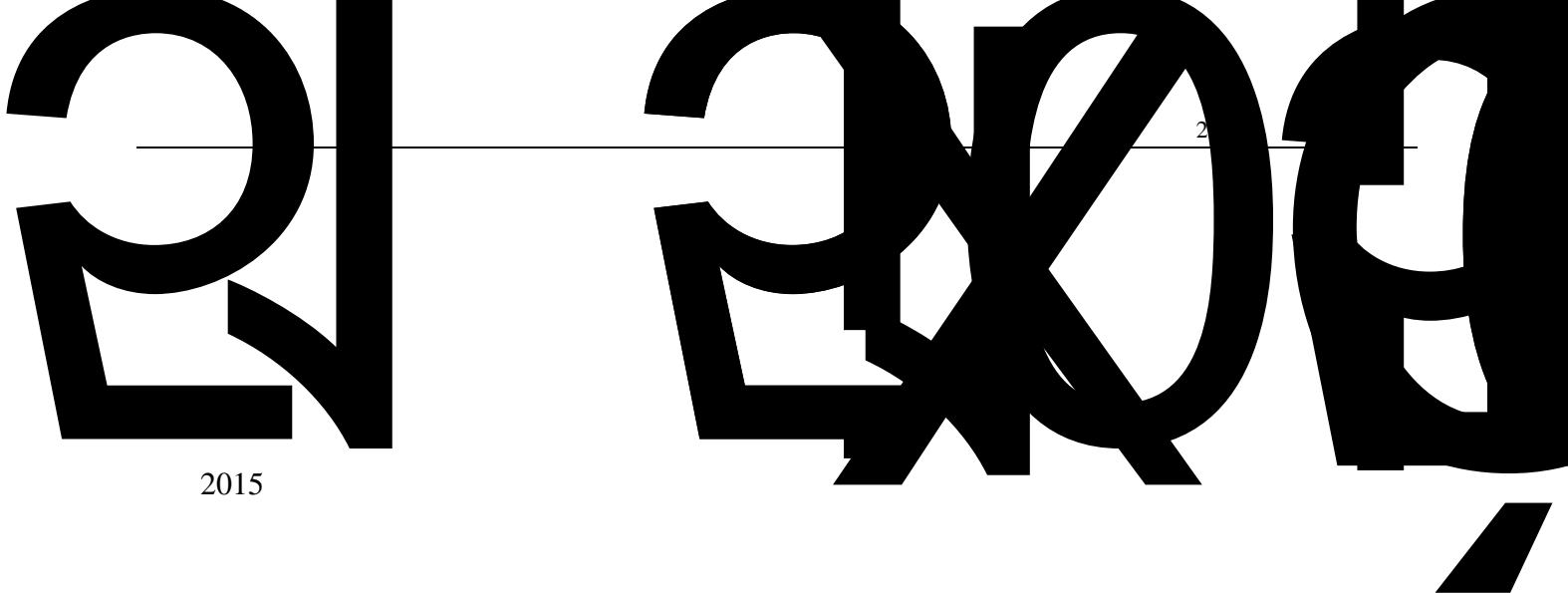
	21.95%
	207.54%
	31.70%
	48.71%
	297933.10%
	50.65%
	324.56%

1

74

2

3



2015

6.20%	2.95	3.26%	1.87
15.56%	5,534.72	18.12%	5,848.48
	5,085.36	14.82%	
1.75		41.55%	25.70%
8.09	69.72%		
2484.94	6.39%		

1

2015

2

74

6,960.62

4,689.61

4

“ ” “ ”

	295,373,404.92	186,555,303.38	36.84%	3.26%	6.20%	-1.75%
	274,631,458.54	171,085,857.71	37.70%	12.67%	11.04%	0.16%
	20,515,672.79	13,517,198.99	34.11%	-24.52%	-11.52%	-10.43%
	246,752,133.44	150,490,728.60	39.01%	-1.55%	0.77%	-1.39%
	48,621,271.48	36,064,574.78	25.83%	37.38%	37.13%	0.14%

1

			2015	2014	
			8,490.56	7,077.89	19.96%
			8,977.51	8,154.15	10.10%
			2,868.26	2,381.3	20.45%
			18	19	-5.26%
			18	19	-5.26%
			0	0	0.00%

30%

		2015		2014		
		132,294,209.47	70.91%	121,676,400.67	69.27%	1.65%

	36.31%
--	--------

5

1		27,310,030.77		15.07%
2		11,366,880.56		6.27%
3		10,101,235.04		5.58%
4		8,863,914.81		4.89%
5		8,147,370.81		4.50%
	--	65,789,431.99		36.31%

	2015	2014		
	15,525,601.40	10,968,049.29	41.55%	
	36,971,537.12	29,412,662.28	25.70%	
	-3,758,082.73	-2,275,856.49	-65.13%	

1,884.44

6.38%

2015		2014		2015	
194,595,484.90	24.06%	147,759,490.50	31.00%	-6.94%	
110,660,719.89	13.68%	108,479,548.84	22.76%	-9.08%	

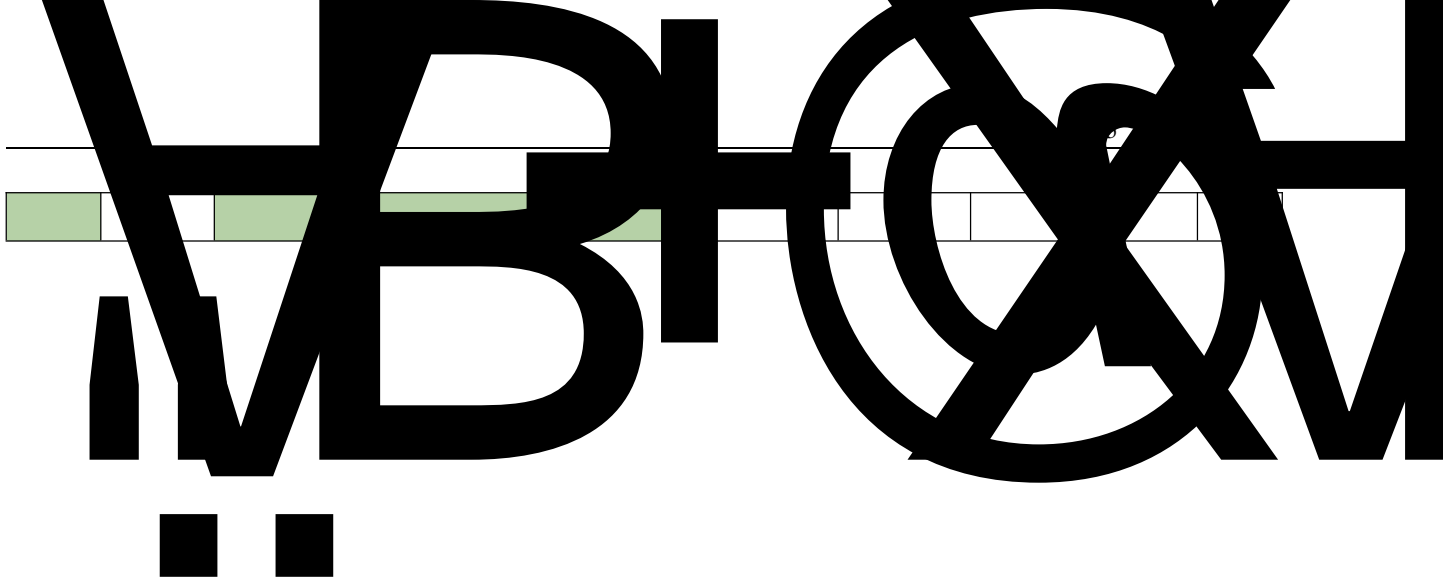
2015		25,532.87	6,960.62	6,960.62	0	0	0.00%	18,625.25		0
	--	25,532.87	6,960.62	6,960.62	0	0	0.00%	18,625.25	--	0
2015			6,960.62	2015						
	53			6,960.62						
	53	2015	12	31	18,625.25					

	1	2	2015	9	7	2015	2	
							1.5	2015
			21,000.00				15,000.00	
		335,068.49						
	2016	1	5					

[1]

10%

			20,000,000.00	29,451,450.71	20,006,153.38	29,103,273.50	-26,192.98	-34,711.28



1 Né, Qmá é Rb7 GY8rD

(4)

2015 08 25			
2015 09 01			
2015 10 30			
2015 11 06			
2015 11 11			


10

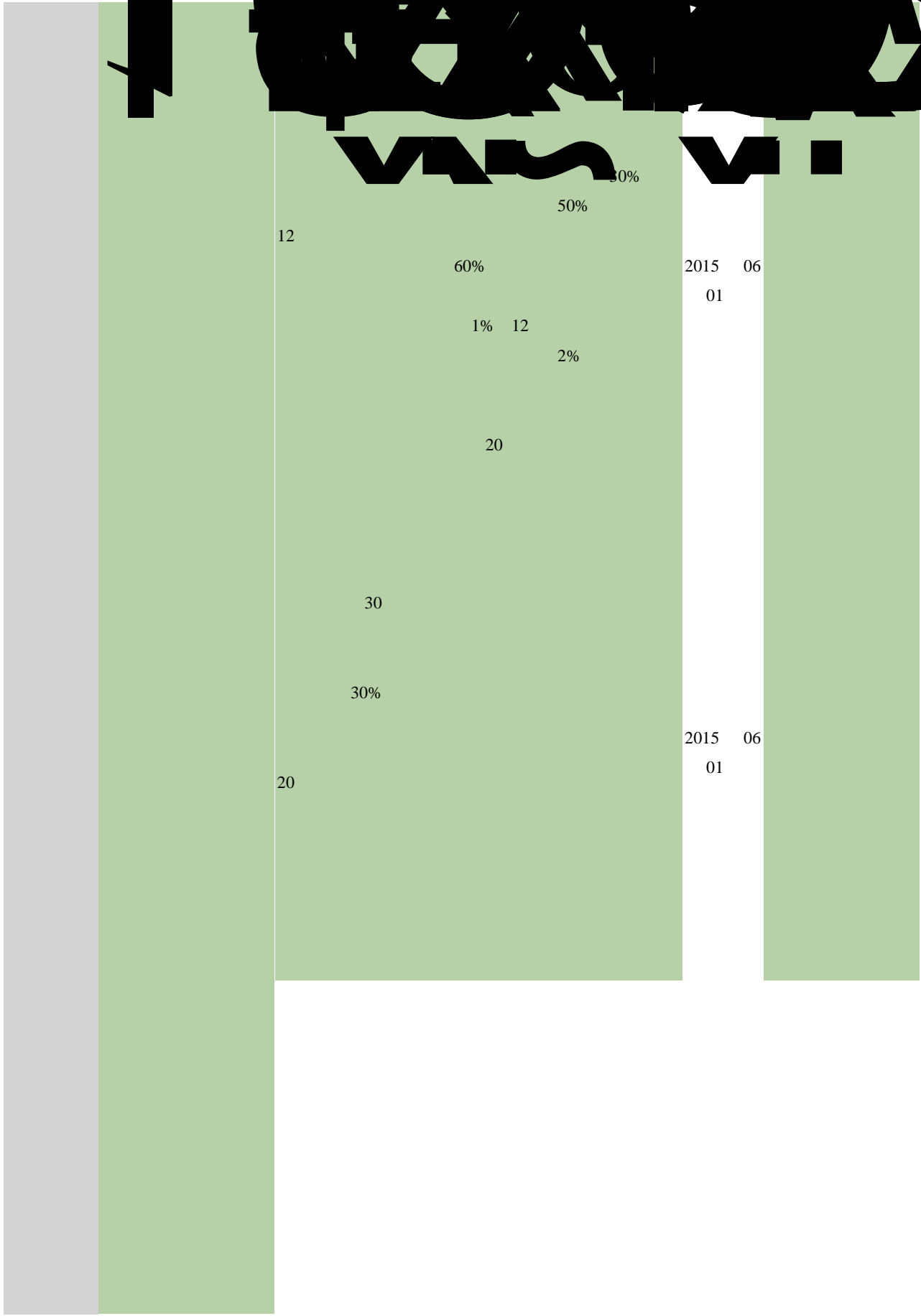
10

0

0% 3

2015	20,000,000.00	50,853,605.50	39.33%	0.00	0.00%
2014	10,724,321.06	59,703,510.89	17.96%	0.00	0.00%
2013	11,165,786.34	62,032,054.48	18.00%	0.00	0.00%





	55
	5

			2015	2015					
			4,600 04	09 10 09	4,600	110.7	110.7		
			2015	2015					
			4,400 11	18 12 21	4,400	13.13	13.13		
			2015	2015					
			3,000 09	22 11 23	3,000	18.09	18.09		
			2015	2015					
			2,000 09	22 11 23	2,000	12.06	12.06		
			2015	2015					
			1,000 09	24 10 29	1,000				

--	--	--	--	--	--	--	--	--	--	--	--	--	--	--



0 ° à € É6Ñ Ð Ðœ(O A Q œ0 >|6Ñr ; © = Ê Ä Aè [2015]1177

2015 6 30

2,000

8,000 2,000 2015 7 2 0.73 6,000 27.00%

8.50 / 32.64%

	0	0	500	500		2016 7 4
	0	0	500	500	--	--

	A 2015 06 19	14.83	20,000,000	2015 07 02		

7 2

“ ”

300487

60,000,000

80,000,000

1

60,000,000

80,000,000

	股份数量(股)	比例 %
一、限售流通股(或非流通股)	60,000,500	75.00
04 高管锁定股	500	0.00
05 首发前个人类限售股	53,220,000	66.53
06 首发前机构类限售股	6,780,000	8.48
无限售流通股	19,999,500	25.00
其中未托管股数	0	0.00
二、总股本	80,000,000	100.00

2

19.33%

15.94%

	12,348		11,087		0		0
			9			9	
		5%		10			
		25.80%	20,640,000		20,640,000		
			0		0		
		19.35%	15,480,000		15,480,000		
			0		0		

		13.65%	10,920,000		10,920,000	
		3.68%	2,940,000		2,940,000	
		3.45%	2,760,000		2,760,000	2,200,000
		3.23%	2,580,000		2,580,000	
		3.23%	2,580,000		2,580,000	
		1.35%	1,080,000		1,080,000	
		1.28%	1,020,000		1,020,000	
		0.25%	203,100		0	203,100
10 4						
10						
						203,100
						203,100
						186,800
						186,800
						124,449
						124,449
						100,100
						100,100
						100,000
						100,000
	55					90,000
						90,000
						85,100
						85,100
						68,000
						68,000
						63,400
						63,400
						61,800
						61,800
10 10	10					10
	10					10

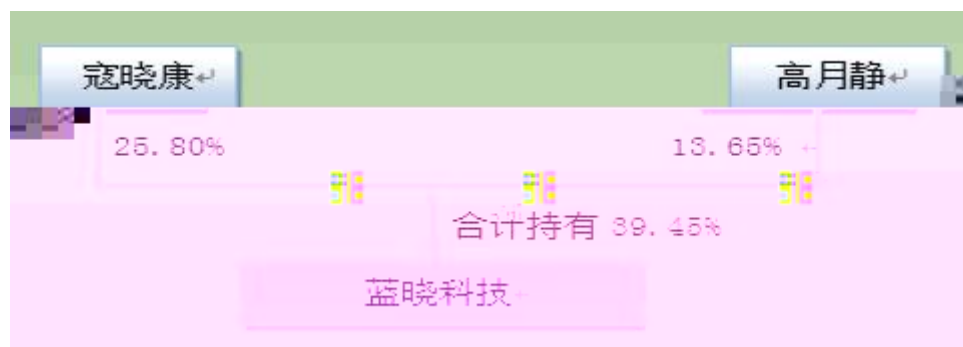
		2,700		
5	200,400		203,100	
		100,100		100,100

10

10

10

10



STROOK

2015





1999

2015

16

2015

214.55

			47		20.47	
			49		27.93	
			47		22.15	
			49		21.62	
			53		21.28	
			36		13.35	
			50		3	
			53		3	
			66		0.5	
			48		2.5	
			52		19.8	
			37		15.99	
			36		10.73	
			44		0	
			46		17.05	
			36		15.18	
	--	--	--	--	214.55	--

		294
		13
		309
		309
		0

1

	2016 04 25	
	www.cninfo.com.cn	
		100.00%
		100.00%

	2016 04 21
	2016 2328

12 31

2015

2015

1

2


2015 12 31

2015

2015 12 31

	194,59

	47,936,593.90	39,309,140.87
	87,517,090.18	28,457,390.78
	34,185,554.88	27,647,915.71
	3,251,444.00	2,158,312.03
	40,000,000.00	9,421,582.08
	212,890,682.96	106,994,341.47
	808,850,542.07	476,578,508.56



	191,986,799.53	156,920,908.27
	679,934,463.10	384,476,478.66
	679,934,463.10	384,476,478.66
	808,850,542.07	476,578,508.56

	87,517,090.18	28,457,390.78
	34,185,554.88	27,647,915.71
	3,220,947.37	2,158,455.15
	40,000,000.00	9,421,582.08
	232,734,382.60	126,994,484.59
	829,299,730.99	474,390,129.30
	59,851,622.38	33,284,169.07
	62,923,562.26	28,173,017.56
	1,523,543.22	21,546.72
	20,142,704.34	27,095,005.32
	3,767,366.98	1,463,769.57
	148,208,799.18	90,037,508.24





	-3,692,967.83	-2,124,171.91
	5,651,145.63	3,373,

	27,785,960.65	14,138,777.31
	23,038,085.28	20,983,010.37
	182,005,192.66	170,938,630.93
	24,849,434.44	26,546,255.89

	317,365,238.89	13,530,339.88
	-225,487,303.58	-13,529,067.88
	268,868,700.00	
	43,000,000.00	
	311,868,700.00	
	43,000,000.00	
	13,976,106.70	9,184,975.85
	13,295,189.40	
	70,271,296.10	9,184,975.85
	241,597,403.90	-9,184,975.85
	4,384,879.65	270,593.19
	65,345,749.47	2,218,856.68
	125,875,633.67	123,656,776.99
	191,221,383.14	125,875,633.67

	60,000				
	,000.0	147,554	20,001,	156,920	384,476
	0	,198.22	372.17	,908.27	,478.66
	20,000				
“ ”	,000.0	235,328	5,063,3	35,065,	295,457
	0	,700.00	93.18	891.26	,984.44
				50,853,	50,853,
				605.50	605.50
	20,000				
	,000.0	235,328			255,328
	0	,700.00			,700.00
1	20,000				
	,000.0	235,328			255,328
	0	,700.00			,700.00
2					
3					
4					
			5,063,3	-15,787,	-10,724,
			93.18	714.24	321.06
1			5,063,3	-5,063,3	
			93.18	93.18	
2					
3					

2													
3													
4													
1													
2													
	80,000				382,882				25,064,		191,986		679,934
	,000.0				,898.22				765.35		,799.53		,463.10
	0												




1

	60,000,0 00.00				147,554,1 98.22				20,001,37 2.17	156,797 ,050.67	384,352,6 21.06
	60,000,0 00.00				147,554,1 98.22				20,001,37 2.17	156,797 ,050.67	384,352,6 21.06
“ ”	20,000,0 00.00				235,328,7 00.00				5,063,393 .18	34,846, 217.57	295,238,3 10.75
										50,633, 931.81	50,633,93 1.81
	20,000,0 00.00				235,328,7 00.00						255,328,7 00.00
1	20,000,0 00.00				235,328,7 00.00						255,328,7 00.00
2											
3											
4											
									5,063,393 .18	-15,787, 714.24	-10,724,3 21.06
1									5,063,393 .18	-5,063,3 93.18	
2										-10,724, 321.06	-10,724,3 21.06
3											
1											

2											
3											
4											
1											
2											
	80,000,0				382,882,8				25,064,76	191,643	679,590,9
	00.00				98.22				5.35	,268.24	31.81

	60,000,0				147,554,1				14,043,41	114,341	335,938,8	
	00.00				98.22				6.02	,231.71	45.95	
	60,000,0				147,554,1				14,043,41	114,341	335,938,8	
	00.00				98.22				6.02	,231.71	45.95	
									5,957,956	42,455,	48,413,77	
									.15	818.96	5.11	
										59,579,	59,579,56	
										561.45	1.45	
1												
2												

(1)

33 —

(2)

(1)

(2)

(1)

(2)

”

“

1.

2.

(1)

(2)

(1)

(2)

(3)

1)

13 —

2)

14 —

(1)



5.
(1)

(2)

(3)
1)

2)

1	1	5.00%	5.00%
1	2	10.00%	10.00%
2	3	30.00%	30.00%
3		50.00%	50.00%
3	4	50.00%	50.00%
4	5	50.00%	50.00%
5		100.00%	100.00%

(2)

1.

2.

4.

3.

22 —

(2)

1)

“ ”

2)

“ ”

1.

2.

		10-20	5	9.50-4.75
		3-5	5	31.67-19.00
		4-5	5	23.75-19.00
		3-5	5	31.67-19.00

1.

2.

1.

2.

(1)

1)

2)

3)

(2)

3

(3)

3.

(2) (1) (3) (4) (5)

,

1 1

(1)

(2)

1)

2)

(3)

2.

3.

4.

(1)

(2)



		17% 6% 5% 9%
		13% 15%
		7% 5%
		15% 25%
	20%	1.2%
		12%
		3%
		2%

	15%
	15%
	25%

1 2014 15 2014 2014 3

2014 15 2014 15%

2 2011 58 2004 86

2015 15%

--	--	--

	43,856.67	187,399.67
	193,051,628.23	147,572,090.83
	1,500,000.00	
	194,595,484.90	147,759,490.50

--	--	--

	28,591,429.73	19,646,719.24
	1,469,200.00	567,000.00
	30,060,629.73	20,213,719.24

	0.00

	40,310,480.35	
	40,310,480.35	

2,274,981.60

0.00

--	--	--

	65,800.00

--	--	--	--	--	--

		(%)	
	10,352,000.00	8.14	517,600.00
	10,084,964.80	7.93	1,692,999.44
	7,561,600.00	5.94	658,660.00
	6,223,655.80	4.89	311,182.79
	5,225,595.00	4.11	261,279.75
	39,447,815.60	31.01	3,441,721.98

1	1,142,317.10	86.99%	2,204,225.16	97.93%
1 2	134,499.75	10.24%	46,568.72	2.07%
2 3	36,300.00	2.77%		
	1,313,116.85	--	2,250,793.88	--

1

1


		(%)
	220,000.00	16.75
	181,739.80	13.84
	171,000.00	13.02
	140,000.00	10.66
	100,000.00	7.62
	812,739.80	61.89

	1,006,991.78	
	1,006,991.78	

--	--	--	--	--

()		
-----	--	--

()				
-----	--	--	--	--





--	--	--	--	--	--	--

--	--

--	--	--	--	--

--	--	--

	156,000,000.00	
		52,343.18
	156,000,000.00	52,343.18



--	--	--

1					
4.					
1.	27,403,891.62	16,890,262.41	2,003,419.20	1,639,020.67	47,936,593.90
2.	17,284,005.62	18,234,092.00	2,097,769.26	1,693,273.99	39,309,140.87

--	--	--	--	--	--

--	--	--	--	--	--



3,315,

--	--	--

--	--	--

--	--	--

1.	28,532,099.38				28,532,099.38
2.	6,732,297.70	471,698.11			7,203,995.81

	20,094,968.99	3,026,444.00	14,370,816.99	2,158,312.03
	1,500,000.00	225,000.00		
	21,594,968.99	3,251,444.00	14,370,816.99	2,158,312.03

		3,251,444.00		2,158,312.03

		43,812.88	335,045.69
		43,812.88	335,045.69

	40,000,000.00	3,989,355.00
	3,514,970.40	5,432,227.08
	-3,514,970.40	
	40,000,000.00	9,421,582.08

--	--	--

--	--	--	--	--

--	--	--

--	--	--

	25,892,126.18	29,092,941.62
	33,560,201.60	3,330,569.63
	1,673,934.64	1,390,470.63
	61,126,262.42	33,813,981.88

	40,390,412.76	29,373,017.56
	40,390,412.76	29,373,017.56

	11,380,470.57	14,605,071.22
	8,465,697.20	9,968,097.86
	47,558.33	2,072,518.30
	297,020.51	389,563.53
	131,864.95	37,935.68
	127,294.51	179,536.20
	84,863.00	119,690.79
	32,717.61	50,790.22
	15,949.83	6,510.37
	20,583,436.51	27,429,714.17

--	--	--

--	--	--

--	--	--

1

	2,746,024.00	1,100,000.00
		170,045.07
	1,043,995.04	193,724.50
	3,790,019.04	1,463,769.57



2015

EXCERPTS

1 1/2 14 [04 77 Ä



--	--	--

--	--	--

--	--	--

--	--	--	--	--	--

--	--	--	--

		2,000,000.00	500,000.00	1,500,000.00	
		2,000,000.00	500,000.00	1,500,000.00	--

						/
		2,000,000.00	500,000.00		1,500,000.00	
		2,000,000.00	500,000.00		1,500,000.00	--

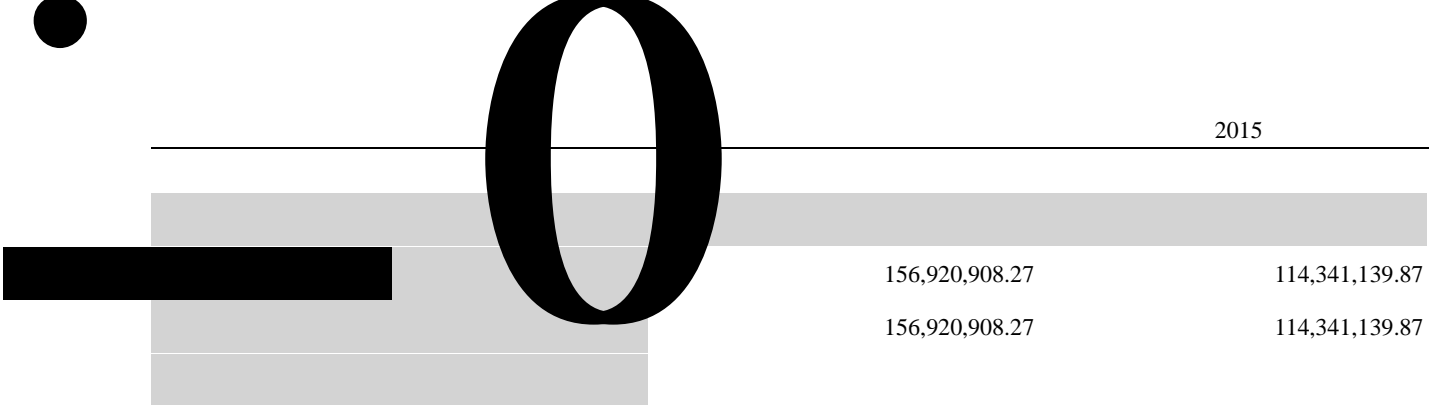
2015

” 200 “ 2014 6
 500,000.00 1,500,000.00

--	--	--

		+ —					
	60,000,000.00	20,000,000.00				20,000,000.00	80,000,000.00

2015 6 19
 14.83 2015 1177 20,000,000 1
 255,328,700.00 296 600 000.00
 20,000,000.00 235,328,700.00
 2015 7 31 2015 220



	3,806,939.49	2,536,062.17
	2,942,336.04	2,251,874.12
	1,088,682.18	877,829.41
	847,762.20	141,059.55
	343,762.90	364,251.87
	299,288.61	198,329.43
	667,031.93	577,876.00
	15,525,601.40	10,968,049.29

	18,844,447.47	15,161,516.80
	9,590,533.95	7,995,902.94
	1,542,008.67	1,247,502.98
	1,553,045.21	953,255.27
	1,162,020.23	916,774.93
	1,068,174.35	1,467,671.17
	1,111,772.25	526,525.22
	677,178.80	515,516.50
	382,096.38	163,197.58
		464,798.89
	36,971,537.12	29,412,662.28

	1,983,748.79	3,310,747.63
	3,514,970.40	
	5,498,719.19	3,310,747.63

--	--	--

	2,876,927.09	
	2,876,927.09	

	4,046,000.00	1,907,029.11	4,046,000.00
	12,396.00	1,850.00	12,396.00
	4,058,396.00	1,908,879.11	4,058,396.00

								/
						1,000,000.00		

						210,000.00	
						360,000.00	
						720,000.00	
						600,000.00	
						420,000.00	
						500,000.00	
						236,000.00	
	--	--	--	--	--	4,046,000.00	--

	8,724,369.49	9,364,781.39
	-1,093,131.97	196,931.69
	7,631,237.52	9,561,713.08

		58,484,843.02
/		8,772,726.45
		5,200.31
		-1,136,957.01
		33,952.

	1,476,024.00	150,000.00
	759,556.13	2,096,046.95
		4,014,994.48
	359,269.62	455,965.79
	12,190,849.75	10,904,036.33

	1,500,000.00	
	3,000,000.00	

--	--	--

	13,295,189.40	
	13,295,189.40	

1	--	--
	50,853,605.50	59,703,510.89
	5,498,719.19	3,310,747.63
	8,492,343.02	7,900,119.08
	666,356.64	262,798.35
“ ”	546,375.39	8,489.23
“ ”	-3,113,904.52	-270,593.19
“ ”	-2,876,927.09	
“ ”	-1,093,131.97	196,931.69
“ ”	-11,661,193.71	-32,854,122.14
“ ”	-33,851,898.02	4,097,293.44
“ ”	11,389,090.01	-15,808,919.09
	24,849,434.44	26,546,255.89

2

--

--



3

--


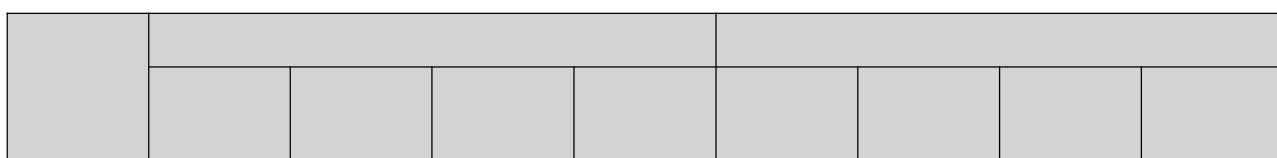
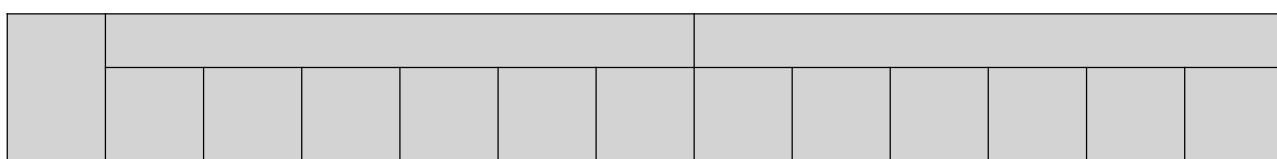
“ ”

	1,500,000.00	
	156,000,000.00	
	157,500,000.00	--

	8,953,278.37	6.4936	58,139,008.42
	68.65	7.0952	487.09
	1,048,810.67	6.4936	6,810,556.97



				100.00%		



20%

20%

	/	/

	/	/

	/	/
	--	--

				39.45%	39.45%


/



/




/



/

/




/



--	--	--	--	--

--





	20,000,000.00
--	---------------

2016 4 19

2016

S

88

10

--	--	--	--	--	--	--

(1)

(2)

(3)

/

	274,631,458.54	20,515,672.79	226,273.59		295,373,404.92
	171,085,857.71	13,517,198.99	1,952,246.68		186,555,303.38



--	--

--	--	--	--	--	--

	6,747,558.28	881,618.74
	660,000.00	419,800.00
		587,725.80
	93,599.66	203,855.87
	7,501,157.94	2,0

--	--	--	--	--

	20,000,000.00		20,000,000.00	20,000,000.00		20,000,000.00
	20,000,000.00		20,000,000.00	20,000,000.00		20,000,000.00

	20,000,000.00			20,000,000.00		
	20,000,000.00			20,000,000.00		

	289,268,485.35	181,930,453.74	284,849,922.09	174,883,461.09
			78,806.85	21,222.86
	289,268,485.35	181,930,453.74	284,928,728.94	174,904,683.95

		2,876,927.09
		2,876,927.09

		-546,375.39
		4,046,000.00
		2,876,927.09
		-88,104.00
		943,323.16
		5,345,124.54
		--

1 —

1 —

	273,833.76	

		/	/
	9.60%	0.73	0.73
	8.59%	0.65	0.65

2015