



2017

2018-022

2018 04

4

5

202,393,750

10

0.85

0

10

0

.....	2
.....	7
.....	10
.....	14
.....	32
.....	54
.....	59
.....	60
.....	66
.....	73
.....	74
.....	166

			300487
	SUNRESIN NEW MATERIALS CO.,LTD,XI'AN		
	sunresin		
	135		
	710076		
	135		
	710076		
	www.sunresin.com		
	pub@sunresin.com		

	1366 B

--	--	--	--

1

2



1

VOCs

1400 /

2

"

2017

33.64% 10,828.78 52.53% 4.44
9,318.57 51.04%
,

1

50%

:

80%

" "

0.44

120%

2

VOCs

3

2017

1.1

2018

"

"

4

0.74

50%

5

	74,306,990.92	16.73%	47,321,028.48	14.24%	57.03%
--	---------------	--------	---------------	--------	--------

2**10%**

	443,337,834.32	264,691,511.03	40.30%	33.41%	28.71%	2.18%
	391,933,233.27	237,541,537.89	39.39%	27.04%	21.65%	2.68%
	43,611,875.93	25,525,576.97	41.47%	124.06%	165.89%	-9.21%

4

5



	68,688,953.69
	15.46%
	0.00%

5

1		18,945,046.75	4.26%
2		15,745,103.53	3.54%
3		12,452,820.51	2.80%
4		10,931,623.93	2.46%
5		10,614,358.97	2.39%
	--	68,688,953.69	15.46%

	64,099,585.87
	27.89%
	0.00%

5

--	--

5

	2017	2016	
	372,424,082.84	223,126,925.71	66.91%

	2017	2016		

3

--	--	--	--	--	--	--	--	--	--	--	--	--

00 001 00 001

2015

08

22

2017	4,887.76	2017		
230.63	17,964.78			
738.49	2017	12	31	8,306.58

2

	()		(1)		(2)	(3) (2)/(1)				
		8,200	8,200	387.01	387.01	4.72%	2019 06 30			
		6,900	6,900	920.56	6,902.0 0					

	2017 3 29 2016 ,
	2019 6
	2018 4 13
	2015 08 21

1

2

10%



2018

1

4.

5

1

2

3


1

2017 04 27			
2017 05 12			
2017 05 26			
2017 08 18			
2017 08 22			
2017 08 25			
2017 08 31			
2017 09 11			
2017 09 14			
2017 09 19			
2017 09 29			
2017 11 16			
2017 11 21			


2017	17,203,468.75	93,185,662.68	18.46%	0.00	0.00%
2016	11,334,050.00	61,695,588.09	18.37%	0.00	0.00%
2015	20,000,000.00	50,853,605.50	39.33%	0.00	0.00%

--	--	--	--	--	--	--

2015 06
01








© 2017 CILAX31eCR@Xiii
EAB@E.Kpph





1

2

3

1



2017

				2015 06 01		

2

"

"

"

"



2017 4 28

42 —

2018 4 13

2017 12 25

	55
	7
	2
	1

40t/a	2014						
1				3			
				4			
	1			5			
40t/a							
JSW201201	1						
JSW201201	1						
2							
		4,002.52	3				
4							

1
 2
 3 88

 4 101
 8000 1.26%
 5 21.20
 6

 12

	12	24	30%
	24	36	30%
	36	48	40%

7
 (1)

2016-2018

	2015	2016	20%
	2015	2017	50%
	2015	2018	70%

× 1+

(2)

A

B

× 1+

1 2016 3 25

2 2016 4 19

2016

<

>

3 2016 5 18

<

		www.cninfo.com.cn
	2016-6-21	www.cninfo.com.cn
	2017-6-10	www.cninfo.com.cn
		www.cninfo.com.cn
		www.cninfo.com.cn
		www.cninfo.com.cn
		www.cninfo.com.cn
		www.cninfo.com.cn
	2017-6-20	www.cninfo.com.cn

1

2

3

4

5

1

1

2

3

53

106.89

3

3,215

10%

10%

2

3

1

--	--	--	--	--

			1,000		2017 05 18	2017 11 14			4.50%	22.07	22.07		0			
			1,000		2017 05 18	2017 06 20			3.95%	3.46	3.46		0			

1,000

1,000	2017	11	2018	05			
	10		01		6.80%	0	0

2017 5 10

		80,957,500		10	1.40	,
10	15		121,436,250			
					202,393,750	

2



3**1**

	14,564		21,122		0		0
		5%		10			

3

10		



4 10%

5

8 1963
1985

2011

9 1950
2009 -2011 8 2011 8
2015

1 1964
2005

2011

2 1979

2009 7

2012

3 1980

2001

2007

1 " "

2 " "

3 " "

4 " "

5 1970

1993 2004

6 1980

2004 6

2012

				/	/				/	
--	--	--	--	---	---	--	--	--	---	--

	26
	146
	71
	171
	416

2

1

2

3

9

3

4

3

1

3

4

5

1



					com.cn/
2017		61.52%	2017 08 31	2017 09 02	http://www.cninfo.com.cn/

2

1

1

	0.5%					0.5%				0.5%
		0.5%	1%				1%			
				1%				1%		
					0.5%					0.5%
	1%				0.5%	1%	0.5%	1%		
										0
										0
										0
										0

2017 12 31			
	2018 04 17		



44,424.25

33.64%

(4)

(5)

(6)

(7)

(8)

()

()

()

()


()


()

		247,647,081.76

	467,610.23	
	16,716,784.00	
	157,136,914.96	178,213,070.52
	98,549,501.18	2,780,236.10
	283,104.49	
	38,044,447.45	41,371,936.45
	493,597.66	145,259.34
	4,446,957.43	4,342,490.47
	64,535,679.87	54,720,000.00
	380,801,597.27	281,572,992.88
	1,059,855,286.30	892,445,365.68
	22,922,115.00	13,660,000.00
	97,356,912.46	65,881,038.87
	56,646,396.35	40,216,028.15
	2,258,421.84	1,883,274.36
	27,738,754.20	23,802,247.16
	259,415.70	236,543.86

	21,568,799.74	22,865,683.51
	228,750,815.29	168,544,815.91





--	--	--

	-303,734.74	
1.		
2.		
1.		
2.		
3.		

4

	386,183,584.12	331,689,877.11
	236,725,176.57	205,234,780.09
	5,474,616.89	3,083,136.23
	18,229,454.26	17,002,025.58
	57,388,809.74	41,772,070.11
	8,188,971.98	-6,720,584.50
	7,810,512.54	5,774,099.74
" "		
" "	5,340,792.66	4,135,089.33
	-10,650.77	
" _"		-24,763.05
	1,394,928.77	
" "	59,101,763.57	69,654,676.14
	22,511,143.01	2,277,720.60
	360,891.27	272,073.99
" "	81,252,015.31	71,660,322.75
	11,769,576.98	9,450,604.81
" "	69,482,438.33	62,209,717.94
" "	69,482,438.33	62,209,717.94
" "		
1.		

	52,128,911.86	5,305,690.24
	372,424,082.84	223,126,925.71
	159,829,857.65	76,800,526.77
	37,408,572.65	31,726,505.73
	40,848,128.06	33,227,349.40
	59,968,253.93	30,766,061.24
	298,054,812.29	172,520,443.14
	74,369,270.55	50,606,482.57
	470,000,000.00	460,000,000.00
	4,800,797.89	4,655,206.11

I

[REDACTED]

[REDACTED]

	287,649,971.63	203,204,306.03
	91,419,808.70	10,283,102.08
	379,069,780.33	213,487,408.11
	143,132,882.72	65,002,721.83
	35,761,194.28	30,917,997.01
	37,559,018.24	33,055,998.64

	10,000,000.00	
	10,000,000.00	20,299,000.00
	11,698,341.68	19,181,788.89
		80,245.28
	11,698,341.68	19,262,034.17
	-1,698,341.68	1,036,965.83
	-8,003,553.15	5,963,237.51
	-6,283,044.06	39,833,541.33
	231,054,924.47	191,221,383.14
	224,771,880.41	231,054,924.47

2017

	80,957,500.00				403,556,252.94	21,210,356.14			31,285,737.14		227,461,415.83		722,050,549.77
--	---------------	--	--	--	----------------	---------------	--	--	---------------	--	----------------	--	----------------

8



2017

1									6,948,243.83	-18,282,293.83	-11,334,050.00
---	--	--	--	--	--	--	--	--	--------------	----------------	----------------

2017

	80,000,000.00				382,882,898.22				25,064,765.35	191,643,268.24	679,590,931.81
	957,500.00				20,673,354.72	21,210,356.14			6,220,971.79	35,988,746.15	42,630,216.52



2001 4 5

91610131726285914J

202,393,750.00

202,393,750

1

A 117,789,876

A 84,603,874

2015 6 19

2018 4 13

4

1

2

12

1

2

1 1 12 31

3

12

4

5

(1)

(2)

6

(1)

33

*
∠

8

9

10

1.

2.

(1)

(2)

(1)

(2)

(3)

1)

13 —

2)

14 —

(1)

(2)

3.

(1)

(2)

(1)

(2)

(1)

(2)

4.

(1)

(2)

(3)

5.

(1)

(2)

(3)

1)

2)

11

1

	10%

2

1	1	5.00%	
---	---	-------	--

4.

5.

(1)

(2)

13

1.

1

2

"

"

3

1

2

2.

(1)

(2)

(3)

1)

2)

14

1.

2.

(1)

(2)

1)

2)

(3)

12

7

3.

4.

(1)

22

(2)

1)

15

- 1.
- 2.

16**1****2**

		5-20	5	19.00-4.75
		3-5	5	19.00-31.67
		4-5	5	19.00-23.75
		3-5	5	19.00-31.67

3**17**

- 1.
- 2.

18

- 1.
- 2.

(1)

1)

2)

3)

(2)

3

2)

3)

3

(1)

(2)

(3)

27

28

1.

(1)

1)

2)

3)

4)

5)

(2)

(3)

(4)

1)

2)

3)

4)

2.

1

2

3

4

1

2

3

4

29

1

32

33

1

1. 2017 5

2017

2017

	15%
	15%

--	--	--

3

4

1

	28,723,156.00	30,003,763.66
	844,320.00	917,175.00
	29,567,476.00	30,920,938.66

2

3

	63,124,677.14	



176,33

6,169.8

8

2,984,556.00

2

		(%)
	2,369,333.42	24.42
	1,662,117.55	17.13
	1,192,732.45	12.29
	917,360.00	9.45
	434,367.52	4.48
	6,575,910.94	67.77

7**1**

--	--	--

3

--	--

--	--	--	--	--	--

4

	1,000,000.00	
	475,666.01	420,180.56
	133,760.84	134,833.21
	1,609,426.85	555,013.77

5

--	--

7

8

10

1

	16,491,423.41		16,491,423.41	12,851,573.93		12,851,573.93

11

--	--	--	--	--

12

--	--	--	--

IP <</MCID 43 >>BD3>BDC 223 Td1D4F4.02r524644r <95.16 19.62 ref598@2r524644r <<[16E0,-)2(0 628.3 Td4EM219/P <</9.62 r517.7reP <</MCID 43 >>B

		127,000.00		127,000.00					0.01%	
		127,000.00		127,000.00					--	

4

--	--	--	--	--	--

5

--	--	--	--	--	--	--

15

1

2

--	--	--	--	--

3

16

1

2

3

17

1	182,762.17	13,440.89		196,203.06
\	660,417.58	193,119.94		853,537.52
3.				
1				
2				
4.	843,179.75	206,560.83		1,049,740.58
1.				
2.				
3.				
4.				
1.	14,324,305.28	2,392,478.72		16,716,784.00
2.				

2

3

3	14,324,305.28	
---	---------------	--

3.	15,167,485.03	616,393.08	129,500.00	38,000.00	15,951,378.11
1		616,393.08	129,500.00	38,000.00	783,893.08
2)	15,167,485.03				15,167,485.03
4.	131,573,205.02	66,909,051.38	6,141,390.03	17,774,362.53	222,398,008.96
1.	6,533,795.67	34,910,580.30	3,590,981.48	3,186,535.88	48,221,893.33
2.	7,631,975.21	7,487,716.69	600,961.26	2,723,663.55	18,444,316.71

	660,417.58	585,573.46	123,025.00	36,100.00	1,405,116.04
1		585,573.46	123,025.00	36,100.00	744,698.46
2)	660,417.58				660,417.58
4.	13,505,353.30	41,812,723.53	4,068,917.74	5,874,099.43	65,261,094.00
1.					
2.					
3.					
4.					
1.	118,067,851.72	25,096,327.85	2,072,472.29	11,900,263.10	157,136,914.96
2.	139,771,515.64	24,933,518.18	1,616,783.60	11,891,253.10	178,213,070.52

2

--	--	--	--	--	--

3

--	--	--

92,396	92,396,
,687.7	687.77
7	

2

24

25

1

5 ---

1.					

	24,012,007.22	3,601,801.08	25,383,556.27	3,813,281.14
			1,115,962.21	167,394.33
	3,576,743.79	536,511.57	1,000,000.00	150,000.00
	2,057,631.84	308,644.78	1,412,100.00	211,815.00
	29,646,382.85	4,446,957.43	28,911,618.48	4,342,490.47

2

3

		4,446,957.43		4,342,490.47

4

--	--	--	--	--

	1,056,419.56	
		3,514,970.40
		-3,514,970.40
	64,535,679.87	54,720,000.00

31**1**

44,672,210.80

32,877,487.28

2



39

--	--	--	--

40

		259,415.70	236,543.86

41

1

		6,074,601.28	1,655,327.37
		14,979,035.15	21,210,356.14
		515,163.31	
		21,568,799.74	22,865,683.51

2

1

--	--	--	--

42

--	--	--	--

43

--	--	--	--

44

--	--	--

45

1

	10,000,000.00	
	10,000,000.00	

46

1

--	--	--

2

3

4

47

1

--	--	--

48

1

--	--	--

2

49

--	--	--	--	--	--

50

--	--	--	--

--	--	--

53

		+ -					
	80,957,500.00			121,436,250.00		121,436,250.00	202,393,750.00

2017 3 29

2016

2016

80,957,500

10

15

121,436,250

54

2,097,978.52

56

	21,210,356.14		6,231,320.99	14,979,035.15
	21,210,356.14		6,231,320.99	14,979,035.15

1) 2016

134,050.00

134,050.00

60

	227,461,415.83	191,986,799.53
	93,185,662.68	61,695,588.09
	6,948,243.83	6,220,971.79
	11,334,050.00	20,000,000.00
	302,364,784.68	227,461,415.83

- 1)
- 2)
- 3)
- 4)
- 5)

61

	443,337,834.32	264,691,511.03	332,321,009.58	205,650,372.72
	904,639.06	567,279.20	84,987.18	81,459.77
	444,242,473.38	265,258,790.23	332,405,996.76	205,731,832.49

62

	1,972,487.55	1,429,108.07
	845,351.80	612,474.89
	450.00	
	1,472,463.00	195,129.56
	715,110.64	351,547.51
	152.54	
	246,950.11	103,213.12
	563,567.90	408,316.59

	5,816,533.54	3,099,789.74
--	--------------	--------------

[] (2016 22) < >

2016 5-12 2017

" " 2016 5 " "

63

	7,367,036.31	6,249,327.82
	4,699,783.36	3,743,125.32
	3,373,239.29	2,997,297.88
	1,070,731.33	939,961.05
	452,894.51	1,330,744.93
	482,746.85	358,211.65
	470,475.97	544,644.41
	1,762,671.18	

[]: 62

65

--	--	--

73

1

	15,510,313.09	10,391,877.97
	-104,466.96	-1,091,046.47
	15,405,846.13	9,300,831.50

2

		108,287,774.07
/		16,243,166.11
		-66,120.07
[]		-1,493,875.03
		553,450.00
		169,225.12
		15,405,846.13

74

75

1

	23,710,698.00	
	8,664,700.00	
	718,230.56	1,777,000.00
	3,135,038.50	1,983,989.00
	13,615,878.16	685,327.37
	1,812,248.69	859,313.27

	472,117.95	60.60
	52,128,911.86	5,305,690.24

2

	6,698,853.98	8,937,640.00
	22,118,209.88	2,293,369.56
	8,369,327.37	1,216,024.00
	3,264,350.47	3,743,354.32
	4,929,752.82	3,915,877.63
	3,309,365.08	2,874,759.41
	1,091,227.22	1,605,597.04
	94,100.48	

6

		80,245.28
		80,245.28

76**1**

1	--	--
	92,881,927.94	61,695,588.09
	5,155,620.58	5,301,188.64
	18,627,078.88	10,036,476.68

2

3

4

	251,583,614.20	238,709,441.76
	169,678.99	181,609.20
	251,413,935.21	238,527,832.56
	251,583,614.20	238,709,441.76

2017 " " 251,583,614.20 2017 12 31 "

" 277,133,091.18 25,549,476.98 " "


6,971,793.98

80

81

1

1



		2017 09 11	500,000.00	100.00
		2017 12 21	[2]	[2]
[1]	3,000	1,800	60.00%	
	1,760	1,200	68.18%	
[2]	2,000	1,500	75.00%	

1**1**

				(%)		
				100		
				60%		

2

	40.00%	-303,734.74		5,296,265.26

3

		-759,336.8 4	-759,336.8 4	-37,287.37				

3**1**

--	--

()

1.

2.

2017 12 31

19.98%(2016 12 31 29.53%)

	259,415.70	259,415.70	259,415.70
--	------------	------------	------------

1

				38.98%	38.98%

2**3****4**

3

4

5

1

2

1

2

3

1

1. 2018 2 22

610126003004GB00012

142,419.38

,

4,088

2.2018 3 24

578,046,598.00

2017

1

130.12%

2

3

4

1

1

1

	155,99				133,06				
	8,324.5	100.00	22,935,	14.70	3,204.5				
	1	%	119.95	%	6				

3

	2,984,556.00

5

4

		(%)	
ReSin Tech Inc	8,723,898.57	5.59	436,194.93
	7,335,344.68	4.70	366,767.23
	6,650,624.00	4.26	332,531.20
	6,346,944.95	4.07	317,347.25
	5,914,800.00	3.79	295,740.00
	34,971,612.20	22.41	1,748,580.61

5

6

2

1

	1,000,000.00	
	305,022.50	420,180.56
	113,760.84	134,833.21
	90,011,061.55	12,796,448.21

5

		88,552,628.21	1	98.38%	4,427,631.41
		1,000,000.00	1	1.11%	50,000.00
		200,000.00	1	0.22%	10,000.00
		50,000.00	1	0.06%	2,500.00
		39,650.00	1		

1

	20,000,000.00			20,000,000.00		
		12,000,000.00		12,000,000.00		
		500,000.00		500,000.00		
	20,000,000.00	12,500,000.00		32,500,000.00		

2

		478,261.00		-10,650.77						467,610.23	
		478,261.00		-10,650.77						467,610.23	
		478,261.00		-10,650.77						467,610.23	

3

4

	386,183,584.12	236,725,176.57	331,689,877.11	205,234,780.09
--	----------------	----------------	----------------	----------------

5

	-10,650.77	
	5,351,443.43	4,135,089.33
	5,340,792.66	4,135,089.33

6

1

	-39,194.62	
	1,394,928.77	
	5,422,210.55	

--	--	--	--

3

1

2

3

4

2017

: