

()

5.68

0

2023

10

.....	3
.....	9
.....	13
.....	58
.....	80
.....	89
.....	105
.....	112
.....	113
.....	116

2023

			300487
			SUNRESIN NEW MATERIALS CO.,LTD
			SUNRESIN
			135
			710076
			2017 8 11
			135
			710076
			pub@sunresin.com
			www.sunresin.com
			pub@sunresin.com

MT MT S

	22

	125		2022 11 2025 12

	2023	2022	2021
	2,488,817,821.21	1,920,086,703.53	29.62

	0.00
	0.00
/	

	500,784,017.65	506,615,882.37	569,201,647.00	912,216,274.19
	133,874,457.07	212,128,058.83	172,185,808.26	198,844,316.97
	129,254,652.49	208,182,715.23	163,505,024.90	222,483,750.85
	129,317,646.12	52,723,636.90	250,790,629.12	236,484,377.68

	2023	2022	2021
3			

	-27,451,777.76	6,150,453.16	1,278,676.03	
	2,340,111.73		509,781.98	
		38,981,944.62		--
	-949,852.65	-274,487.73	22,040.01	--
	556,638.72	172,925.72		
	-742,233.44	8,517,647.73	2,999,177.43	
	1,092,877.54	904,351.78	931,086.71	
	-6,393,502.34	47,665,310.14	14,473,658.42	--

10
s

8

3

“ ”



“





“ ”

hLt 6/D€ 2@ €\$'Ò'ò

0 4 9

† † >

r

1,824 /kg 2022 5G 29% 2023 7 2023 99.99% Wind 90%

1,465.3 38% SNE Research 35% 2023 QY Research 2023 70% 949.5 387.7GWh

39% 32%

Trend Force

2022

86

LCE

121

40%

2023

99.5

5.97 /

48.19

/

%

"

"

2022

12

/

8.6

5

INSG

2023

339

322- f

2023

16.84 /

13%

65%

SMM

2023

24.65

2023

LME

3.47

/

46%

Frost&Sullivan

GLP-1

	Markets and Markets	2019	237
2025	594	2019	16.5%
Valuates Reports	2026	2025	2020
279.4		3.7%	224.9

PPB PPT

	2016	"	"	2030	"
2030					
" "	2025"				Global
Information	2022	82		2030	
158.7		8.6%			

BCC

Research

2020

901

2021-2025

11.5%

2023

15.95

85%

BDO

MTBE TAME

"

"

PLA

2020

PLA

39.48

Report Linker

2019

PLA

2021-2026

7.5%

2026

PLA

11

2022

PLA

40


2025

208

72.8%

PLA

3 — “ ”



ST-DVB	8.05%	9,757.72	10,057.82
AC	1.43%	7,985.35	8,341.82

&

&



1		GR202361003671		-	2023.12.12- 2026.12.12
2		2022 A007		SEPLITE	2022.05.30- 2026.05.29
3		00222Q26452R5M-1		VOCs	2022.11.08- 2025.11.13
4		00222E34012R5M-1		VOCs	2022.11.08- 2025.11.13
5		CQM20S23889R1M-1		VOCs)	2024.1.22- 2027.01.08
6				/	2022.11.29-

		18122IP0936R1M			2025.11.21
7		00222EN0310R0M		VOCs)) -)	2022.06.06- 2025.06.05
8		FDA 10033224448	-	Ion Exchange resin, Adsorbent resin	2022.10.01- 2024.09.30
9		KOSHER	Kosher Supervision		2024.12.31
10		03137411	-	-	2019.09.27
11		6100601290		-	2016.07.19
12		6101360546			
13		SC20161012608303			2021.06.08- 2026.06.07
14		JY36101930112078			2020.12.11- 2025.12.10
15		2019 S-6			2023.06.27- 2027.06.26
16		Halal Certificate No.: APHC2021K0229- CN			2023.12.5- 2025.12.14

17			-	2022.08.02- 2025.08.02
	[2022]184			
18		1		

©

b 55 . 4 0 8 9 \ 4 9 " E t . 0 4 1 b € C X

2025.

00222Q26452R5M-2

400

10-30

78 “ 59 PCT 6 ” 79

r

— — 6

4 /

CPC

7-ACA

GLP-1

UPW

	24.89	19.2	29.64%
	5.20	2.81	85.16%
	19.69	16.39	20.12%

24.89 29.64% 7.17
 33.35%


5.2 20.9% 2022 85.16%

19.69 20.12% 79.1%
 2019 -2023 6.3 8.2 10.8 16.4 19.7


15.56 62.54% 8.25
 33.14%

“ + + ”

2023 48.9% 4.88



19,



0
2
300

00000

4

5000

5.2

300

12

/

8.6

120

“ ”

“ ”
“ ”
“ ”

”

“

”

“

”

0

#

500

I II III

(

Protein A

14 HPV)

2023

5.13

22%

UPW

70%

2023

1.8

37%

CO2

CO2

VOCs

2023

1.4

6%

BDO

MTBE

Puritech

02”

5.46

2023

“

2022-2023

A

MSCI

“

2023

200 ”

2023		2022	
2,488,817,821.21	100%	1,920,086,703.53	100%
			29.62%

	451,376,346.92	18.14%	404,008,583.59	21.04%	11.72%
	2,488,817,821.21	100.00%	1,920,086,703.53	100.00%	29.62%

3 — “ ”

	2,445,952,687.85	1,249,971,329.09	48.90%	28.65%	17.44%	4.88%
	1,556,443,561.55	760,694,583.47	51.13%	13.45%	-1.05%	7.16%
	824,819,237.91	454,293,256.79	44.92%	76.44%	71.49%	1.59%
	2,037,441,474.29	1,043,124,753.00	48.80%	34.39%	27.20%	2.89%
	451,376,346.92	234,501,322.38	48.05%	11.72%	-8.16%	11.25%

1

	/	/		
	49,258.00	47,704.58	1,556,443,561.55	
	175	175	824,819,237.91	

10%

	11.72%	



	2023	2022	
	47,704.58	43,183.17	10.47%
	49,258.00	48,466.28	1.63%
	14,667.79	13,114.37	11.85%
	175.00	101.00	73.27%
	175.00	101.00	73.27%
	0	0	0.00%

2023		2022		
530,318,022.26	41.51%	562,217,767.62	52.46%	-10.95%
57,314,286.04	4.49%	52,743,120.63	4.92%	-0.44%
173,062,275.17	13.55%	153,781,504.43	14.35%	-0.80%
53,010,654.09	4.15%	41,954,059.13	3.91%	0.23%
46,182,313.77	3.61%	39,179,193.32	3.66%	-0.04%
448,401,262.61	35.10%	246,192,906.13	22.97%	12.12%
2,087,975.09	0.16%	2,741,891.81	0.26%	5'

0



5

1		428,808,594.32	17.23%
2		91,504,424.78	3.68%
3		82,266,360.94	3.31%
4		57,568,849.65	2.31%
5		55,863,948.80	2.24%
	--	716,012,178.49	28.77%



G

G

G

DMEM
BHK-21

PEG

PEG

600

A

	A A			
--	--------	--	--	--

	2023	2022	
	377	297	26.94%
	25.61%	23.00%	2.61%
	78	77	1.3%
	236	168	40.48%
	63	52	21.15%
	92	95	-3.16%
	15	159	35.22%
		43	62.79%

	2021
	76,830,551.59
	6.43%
	0.00%

	-139,818,664.24	-178,087,254.75	-21.49%
	693,413,288.70	64,298,452.78	978.43%
	268,204,833		

	89,425,000.00	1.57%	147,127,960.73	3.22%	-1.65%	
	61,570,096.72	1.08%	151,535,365.08	3.32%	-2.23%	
	46,650,656.34	0.82%	76,244,626.59	1.67%	-0.85%	
	10,744,445.68	0.19%	5,759,257.20	0.13%	0.06%	
	505,011,234.00	8.87%	335,097,673.00	7.33%	1.54%	

1.	147,127,96 0.73	- 33,381,567. 91			230,000,00 0.00	254,321,39 2.82		89,425,000. 00
4.	219,233,65 8.45		- 43,474,658. 45					175,759,00 0.00
	366,361,61 9.18	- 33,381,567. 91	- 43,474,658. 45	0.00	230,000,00 0.00	254,321,39 2.82	0.00	265,184,00 0.00
	151,535,36 5.08				748,006,99 0.18	837,972,25 8.54		61,570,096. 72
	517,896,98 4.26	- 33,381,567. 91	- 43,474,658. 45	0.00	978,006,99 0.18	1,092,293.6 51.36	0.00	326,754,09 6.72
	0.00							0.00


	105,525,329.94	105,525,329.94		ETC
	15,704,000.00	15,704,000.00		
	33,730,692.53	31,445,369.06		
	154,960,022.47	152,674,699.00		

30,000,000.00 2024 4 3

400,087,847.21	365,438,622.23	9.48%

			50,000,000.00	100.00%			2023-01-12			195.44			





2023	54,606. 45	53,986. 73	22,751. 5	22,751. 5	0	0
------	---------------	---------------	--------------	--------------	---	---

8

	53,986.	53,986.	22,751.	22,751.	--	--	0	0	--	--
	8	73	5	5						

“

”

“

”

2023 8 28

”

(2015) 10

2023 8 28


“

--	--

10%

			436,000,00 0.00	1,145,200,0 00.73	944,107,33 9.61	601,589,22 0.46	125,251,89 1.64	113,856,14 1.45
			20,000,000. 00	386,446,44 1.90	130,882,89 0.60	195,122,05 8.41	57,318,239. 22	50,136,632. 57

Sunresin SA		



" _ _ "

ESG

ESG

Q F



/

/

CO2

“ ”

“ + ”

2018

“ ”

2023

12

9

30

2022-2023

A

2023	7.17	33.4%		
2020	4,396	20%	2021	
9,446	30%	2022	21,513	
40%				
		30%		

9

3

2023		59.12%	2023 01 04	2023 01 04	http://www.cninfo.com.cn/
2022		62.15%	2023 05 23	2023 05 23	http://www.cninfo.com.cn/

10 10 10 10 10 10 10 10 10 10



					09 01	04 14	,657			,828.0 0	3,485	
		55			2017 09 01	2024 04 14	51,300 ,000			25,650 ,000.0 0	76,950 ,000	
		56			2017 09 01	2024 04 14	197,18 8			125,59 4.00	322,78 2	
		54			2019 02 22	2024 04 14	172,59 3			113,29 7.00	285,89 0	
		45			2019 07 12	2024 04 14	185,00 0			137,50 0.00	322,50 0	
		63			2021 04 14	2024 04 14	0			0.00	0	
		59			2021 04 14	2024 04 14	0			0.00	0	
		46			2021 04 14	2024 04 14	0			0.00	0	
		70			2018 12 21	2024 04 15	0			0.00	0	
		40			2021 04 14	2024 04 14	96,000			48,000 .00	144,00 0	
		49			2021 04 14	2024 04 15	92,650			46,325 .00	138,97 5	
		49			2021 04 14	2024 04 14	240,00 0			165,00 0.00	405,00 0	

		44			2021 04 14	2024 04 14	0			36,000 .00	36,000 .00	
		37			2021 12 31	2024 04 14	0			27,000 .00	27,000	
	--	--	--	--	--	--	178,42 5,046		0	89,419 ,523.0 0	267,84 4,569. 00	--

2024 4 14

6

3

9

1969

1998 2000

2000 2001

ESE

2022


50

2023

100

1967

1990



2005

“ ” “ ”

CEO 50

2011

1969

1991

2005

2011

~~2067~~

1990

3513

2001

2011

1979

2009 7

2012

2018 12

2019 7

~~2070~~

1993

2004

2012

2019

2008

2021 4

1965

“ ”

1989

2019 4

2021 4

2

1

3

1984

2008 9

2013 7

2013 9

2020

“ ”

1975

1998 9

2002 7

2002 8

2012

1954

2003

2018 12

“ ”

“ ”

“ ”

1975

1.

2.

6.5 /

3.

2023

618.40

55

54.8

57

54.52

55

39.89

57

51.38

54

27.72

45

52.71

63

6.5

59

6.5

46

6.5

70

15.06


40

38.09


49

37.69

49



		37			86.87	
	--	--	--	--	618.4	--



8

	2023 12 20	2023 12 20	1. “ 02”
	2023 12 28	2023 12 30	1. < > 2. < > 3. < > 4. > 5. < > 6. < > 7. < > 8. < 9. < 10. 2024 11. 2024

	8	8	0	0	0		2
	8	8	0	0	0		2
	8	8	0	0	0		2
	8	8	0	0	0		1
	8	8	0	0	0		1
	8	8	0	0	0		2
	8	8	0	0	0		1
	8	8	0	0	0		1
	8	8	0	0	0		1

		3	2023 04 24	1. 2022 2022 2023 6. 2023	2. 3. 2022 4. 5. 2022		
		3	2023 08 28	1. 2023			
		3	2023 10 24	1. 2023			
		1	2023 08 28	1. 2021	2. 2021 3. 2021		
		1	2023 04 24	1. 2022 2022	2.		

	774
	698
	1,472

1.

2.

3.

30%

1

12

2

12

30%

1.

80%

2.


40%

3.

20%

1.

2.



1.

,

“

”

1

2

ë

è

ê

5.2022 2 11
2021 2021
, 270
2021

6.2022 6 10
2021 2021

7.2022 12 15
2021 2022 12
15 29.41 / 91
45

8.2023 8 28
2021 2021
2021
2021
2023

10 31



Puritech						

	2024 04 22	
	http://www.cninfo.com.cn/	
		100.00%
		100.00%
		0.5% 1%
		0.5% 1%
		1% 0.5% 0.5% 1%



91610117073426803N001P

						4 1# 26mg/m 3 2# 29mg/m 3 3# 25mg/m 3	2018, GB 13271- 2014,/ GB1629 7-1996	0.745	0.75	
	pH			1		COD 500mg/L 45mg/L	GB 8978- 1996 GB/ 31962- 2015	COD 4.445 0.317	COD 17 1.53	
			+RTO	4	RTO 1 1 2	1 RTO 4.4mg/m 3 81mg/m 3 25mg/m 3 VOCs 4.473mg /m32 1# /27mg/m 3 2# 29mg/m 3	GB 31572- 2015, GB 16297- 1996, GB 14554- 93, GB16 297- 1996, DB61 /1226-	0.199 3.406 1.437 VOCs 0.531	<1.44 <7.2 3.6 VOCs <4.4663	

		2018,		GB 13271- 2014	
				COD	COD
COD	1	141.87m g/L		97.235	185 /
		25.78mg /L.		16.15	17 /
			B		
		VOCs 18.37mg /m ³		VOCs 1.1744	
VOCs	+			0.00091	VOCs
	+		2	9	
	+RTO		4		6.2
		4.99mg/ m ³	2	0.04039	/
		2.60mg/ m ³		5	
				0.04251	
		COD 30 0mg/L;			
		30mg/ L;PH 6- 9	1		(D)

” “
“ ”

10 1
2 / 7.8

3


CO2

CO2

Seplite™CT

VOCs
VOCs

99.9%
VOCs



3.

30

01

30%


20

1

2

						2015 06 01
			1 2			2018 10 08
			1 2 3 4 5 6			2018 10 08
			1.			2020

		2.	3.	11 04		
		4.				
		5.				
			6.			
		1.		2020 11 04		
			2.			
				2020 06 30	2021 3 24	
					2024 3 24	
		1		2020 08 06	2021 3 24	
		2020	7 7		2024 3 24	
		1		2018 10 08		
			2			
		1		2018		



		1.				
		2.				
		3.				
				4.		
					5.	
			5.			2022 07 28
				5.		
		1	5%			
				1		
					2	
5%						2022 12 05
				3		
			4			
		“				
						2023 01 09
				”		
						2021

				11 25		
				2021 11 25		
				2023 10 26		

I

	40%												
	34%					18.27	0.01%	1,000				2023 04 26	http://www.cninfo.com.cn/
	34%					3,557.35	2.04%	3,000				2023 04 26	http://www.cninfo.com.cn/
						1,089.38	0.63%						
				--	--	6,180.92	--	10,000	--	--	--	--	--
				2023	4	24	2023						
						3,500				500			2,000
								1,000			3,000		



P

D

1	53 2806	106.89	2023.4.12-2026.4.11
2	108	370.24	2023.4.1-2023.12.31
3			



1,00
0
02

e c g

e									
	133,954,534	39.97%			66,928,891		66,928,891	200,883,425	39.78%
1									
2									
3	133,954,534	39.97%			66,928,891		66,928,891	200,883,425	39.78%
	133,954,534	39.97%			66,928,891				
4	0	-0.02%							
	0	0.00%							
	201,143,139	60.03%	2,363,940		100,619,945	785	102,984,670	304,127,809	60.22%
1	201,143,139	60.03%	2,363,940		100,619,945	785	102,984,670	304,127,809	60.22%
2									
3									
4									
	335,097,673	100.00%	2,363,940		167,548,836	785	169,913,561	505,011,234	100.00%

1 2022 10 5 2023 6 26 10 6.42

2. 2021 2023 10 322 2,363,940

2023 10 322



2.2023 8 2

2.2023 5 23

2022

2022

2022

10

6.43

10

5

3.2023 1 7

2023 4 12



61,871,743	30,935,871	92,807,614	25%
38,475,000	19,237,500	57,712,500	25%
32,734,469	16,367,233	49,101,702	25%
166,641	75,445	242,086	25%
167,694	46,724	214,418	25%
180,000	61,875	241,875	25%
180,000	123,750	303,750	25%
84,487	19,743	104,230	25%
94,500	13,500	108,000	25%
0	20,250	20,250	25%
0	27,000	27,000	25%
133,954,534	66,928,891	0 200,883,425	-- --

10			
10			
	10		
		47,820,719	47,820,719.00
		30,935,871	30,935,871.00
		19,237,500	19,237,500.00
		16,367,235	16,367,235.00
		11,200,607	11,200,607.00
		11,000,000	11,000,000.00
LOF			
		7,138,500	7,138,500.00
		5,351,333	5,351,333.00
		4,949,925	4,949,925.00
		4,865,250	4,865,250.00
10	10		
	10		
5			




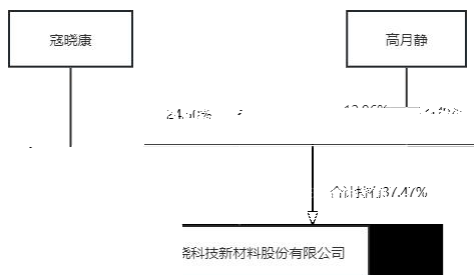
0 0.00% 5,351,333 1.06%

MORGAN STANLEY &
CO.INTERNATIM AL


10 10

10 10

10			



2023 11
28





1.2023	5	23		2022			2022
		2022				2022	
			10		6.42		
10	5						92.73 /
			61.39 /			2023	6 26
2.2023	8	28					
			2021				
			2021				
			322		A		2,363,940
	2023	10	31				502,646,509
	505,010,449						

“ 02” 61.39 / 61.19 /
2023 10 31

							()	
02	2023 10 23 2029 4 16	5,460,645	546,064,50 0.00	48,400.00	785	0.00%	546,016,10 0.00	99.99%

1					1,344,267	134,426,700.00	24.62%
2					835,933	83,593,300.00	15.31%
3					711,210	71,121,000.00	13.03%
4					388,781	38,878,100.00	7.12%
5					153,198	15,319,800.00	2.81%
6					109,298	10,929,800.00	2.00%
7					104,117	10,411,700.00	1.91%
8					80,991	8,099,100.00	1.48%
9					79,931	7,993,100.00	1.46%
10					77,547	7,754,700.00	1.42%

	2024 04 22
	2024 110A012772

2023

12 31

2023

2023 12 31

2023

"

"

61

3

1

2023

248,881.78

244,595.27

98.28%

2

1

2

3

4

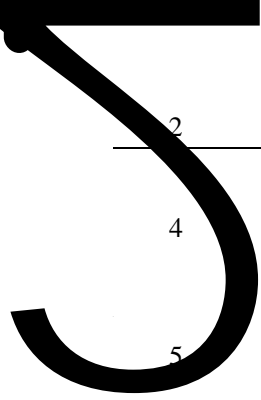
5

h h r h

6

7

499



1

1

2

3

4

5

6

2023 12 31

	2023 12 31	2023 1 1
	2,249,359,740.20	1,345,405,175.84

	89,425,000.00	147,127,960.73
	2,252,122.93	4,729,796.85
	621,953,744.74	448,241,193.98
	61,570,096.72	151,535,365.08
	46,650,656.34	76,244,626.59
	10,657,763.41	10,111,681.76
	1,100,063,627.43	962,717,206.08
	43,338,266.56	42,095,569.33

2021

023

614,121.22

49,326.03

557,361.97

47,

1,713,373,791.02

1,708,663,587.69

386,982,509.94

3,285,266.30

3,425,267.48

39,380,470.58

30,135,153.45

65,629,680.09

67,091,659.71

30,561,603.19

25,226,655.54

525,839,530.10


125,878,736.18

2,239,213,321.12

1,834,542,323.87

	3,455,829,089.87	2,736,587,534.94
	5,695,042,410.99	4,571,129,858.81

	2023 12 31	2023 1 1
	1,741,953,607.74	1,221,412,596.68
	89,425,000.00	112,033,341.33
	1,988,138.93	2,729,796.85
	663,393,870.52	498,610,153.06
	22,361,580.93	105,955,089.17
	44,148,044.13	56,143,279.20
	90,212,636.85	97,108,496.77
	873,912,455.22	829,380,606.24
	40,178,530.81	40,998,472.24
	3,299,827.78	
	3,570,873,692.91	2,964,371,831.54
	12,471,822.00	17,048,948.10
	567,961,183.29	559,037,248.36
	175,759,000.00	219,233,658.45
	18,932,762.42	20,880,231.58



106,635,657.32

114,450,623.95

48,272,171.06

23,880,407.92


301,813.23

35,763.60

32,636,681.44

33,268,388.6

	386,982,509.94	
	174,653.82	
	6,500,000.00	
	2,051,714.26	406,622.52
	7,285,202.08	4,595,447.39
	402,994,080.10	5,002,069.91
	1,946,090,025.76	1,821,173,756.67
	505,011,234.00	335,097,673.00
	175,993,449.41	
	765,546,362.94	840,682,106.81
	22,816,629.88	
	-36,953,459.68	
	176,311,897.51	128,009,656.44
	1,068,009,692.48	848,422,227.18
	2,631,102,546.78	2,152,211,663.43
	4,577,192,572.54	3,973,385,420.10



		969,612.65	729,990.41
	“ ”	817,372,339.83	611,653,286.33
	“ ”	95,863,579.76	76,735,588.53
	“ ”	721,508,760.07	534,917,697.80
1.	“ ”		


2023

2022



1.		
2.		
3.	-36,953,459.68	
4.		
5.		
1.		
2.		
3.		
4.		
5.		
6.		
7.		
	446,068,951.03	394,709,711.79

	2023	2022
	1,916,902,290.35	1,745,839,084.41
		10,743,376.38
	70,161,690.28	19,107,352.93

	1,987,063,980.63	1,775,689,813.72
	801,504,396.03	710,022,846.26
	221,268,964.41	182,971,009.95
	183,129,414.70	91,524,693.87
	111,844,915.67	67,417,396.42
1,317,747.69		

	23,638,292.88	35,992,801.14
	268,204,830.61	160,219,231.77
	425,208,458.09	-95,920,778.99
	18,475,652.34	38,474,741.41
	973,181,736.01	488,220,574.89
	1,170,652,674.25	682,432,099.36
	2,143,834,410.26	1,170,652,674.25

	2023	2022
	1,496,030	

2023

	2,364,725.00			176,009,049.84	92,397,491.70								270,771,266.54	270,771,266.54
1	2,363,940.00				42,976,429.20								45,340,369.20	45,340,369.20
2	785.00			176,009,049.84	32,858.14								176,042,692.98	176,042,692.98
3					49,388,204.36								49,388,204.36	49,388,204.36
4														
									48,302,241.07		-		263,434,945.41	-
1									48,302,241.07		-		215,132,704.34	215,132,704.34
2														
3											-		215,132,704.34	-
4														
	167,548,836.00			-	-									
				15,600.43	167,533,235.57									

1
2
3
4
5
6
1
2

167,5
48,83
6.00

-
167,548
,836.00

q v o u j

5

-
15,600.4
3

15,600.
43

22,816,
629.88

-
22,816,6
2 2

9

2022

219,785, 441.00	17,706,8 68.16	753,672, 846.47	11,718,7 08.76	- 1,387,96 1.81	88,538,6 85.26	1,015,56 8,710.43	2,082,16 5,880.75	17,032,2 22.86	2,099,19 8,103.61
						- 20,218.0 4	- 20,218.0 4	532.85	- 19,685.1 9
219,785, 441.00	17,706,8 68.16	753,672, 846.47	11,718,7 08.76	- 1,387,96 1.81	88,538,6 85.26	1,015,54 8,492.39	2,082,14 5,662.71	17,032,7 55.71	2,099,17 8,418.42
115,312, 232.00	- 17,706,8 68.16	87,009,2 60.34	- 11,718,7 08.76	621,501. 55	39,470,9 71.18	403,768, 376.65	640,194, 182.32	- 2,785,06 5.80	637,409, 116.52
				622,400. 57		537,702, 763.60	538,325, 164.17	- 2,785,06 5.80	535,540, 098.37
5,470,00 6.00		179,144, 618.18	- 11,718,7 08.76				196,333, 332.94		196,333, 332.94

“ ”

1	- 115,500. 00				- 1,309,50 0.00								- 1,425,00 0.00		- 1,425,00 0.00
2	5,585,50 6.00				95,411,9 91.84								100,997, 497.84		100,997, 497.84
3					85,042,1 26.34	- 11,718,7 08.76							96,760,8 35.10		96,760,8 35.10
4															
									39,470,9 71.18		- 133,935, 285.97		- 94,464,3 14.79		- 94,464,3 14.79
1									39,470,9 71.18		- 39,470,9 71.18				
2															
3											- 94,464,3 14.79		- 94,464,3 14.79		- 94,464,3 14.79
4															
	109,842, 226.00			- 17,706,8 68.16	- 92,135,3 57.84		-899.02				899.02				

1	109,842,226.00	-	109,842,226.00	
2				
3				
4				
5				
5			-899.02	899.02
6		-	17,706,868.16	17,706,868.16
1				
2				
8				



1

2

3												
4												
5												
6				-15,600.43	15,600.43							
1												
2												
						22,816,629. 88						- 22,816,629. 88
	505,011,23 4.00			175,993,44 9.41	765,546,36 2.94	22,816,629. 88	- 36,953,459. 68		176,311,89 7.51	1,068,009,6 92.48		2,631,102,5 46.78

2022										
	219,785,44 1.00		17,706,868 .16	753,672,84 6.47	11,718,708 .76		88,538,685 .26	587,646,90 2.34		1,655,632, 034.47

3'4'10'211
“ ”
1
2
39,470,971

219,785.44
1.00

115,312.23
2.00

5,470,006.
00

115,500.00

5,585,506.
00

17,706,868
.16

17,706,868
.16

753,672.84
6.47

87,009,260
.34

179,144.61
8.18

1,309,500.
00

95,411,991
.84

11,718,708
.76

11,718,708
.76

11,718,708
1764

899.02

8

88,511,685
26

39,470,971
.78

587,646.90
2.34

394,709.71
1.79

1,655,632.
034.47

496,579.62
8.96

394,710.61
0.81

196,333.33
2.94

1,425,000.
00

100,997.49
7.84

8

2

335,097,67
3.00

840,682,10
6.81

128,009,65 848,422,22
6.44

			Š	
		91610131726285914J		A ,
		2023 12 31	505,011,234.00	
505,011,234	1		135	

12

Sunresin New

Materials GmbH Ionex Engineering BVBA PuriTech Ltd

3

1

2

“ ”

3

4

1

A
B
C

D

E

2

1

2

“ ”

”

“

“

”

1

Q

2

2

f

Q

2

Q

*f**f*

4

5

6

14 —

12

12

12

12

12

3

A

1

2

B

7

8

4

5

7

8


6

7

Ù

1

“



2

22 —

22 —

3

20% 20% 50%

) 20%) h

4

- % e 0

"

		5-20	5	4.75-19.00
		3-5	5	31.67-19.00
		4-5	5	23.75-19.00
		3-5	5	31.67-19.00

3 —

“ ”

3

21

4

5

5

1

13 —

2

3

21

1

	50-69		--
	10		--
	8.67		--
	5		--
	10		--
	5		--

2

39

1

2

4

5

“

”

42

1

2

3

1

2

”
Ý ñ

“

”

“ ”

“

“

”

1

2

2

1

2


M

1

2

22 —

ê



16 2022 12 31

2022

		7 5
		8.25 16.5 25 15 20 12.5 31.225 35
	20% 1.2% 12%	1.2 12
		3
		2

	15
	15
	15
	8.25 16.5
Ionex Engineering BVBA	25
PuriTech Ltd.	12.50
Sunresin New Materials Gmbh	31.225
Sunresin SA	35
	25

1		200	8.25%
200	16.50%		
	200	8.25% 16.5%	
2		0-10	20% 10
	25%	Ionex Engineering BVBA	10
25%			
3		12.5%	
4			
	15%	0.825% 15.825%	
		Sunresin New Materials Gmbh	15.4%
5		25%	
35%			
1	2023 12 12		GR202361003671
2023 2025			15%
2			
2020 23		2021 1 1 2030 12 31	
15%			
	(2004 86)
		2023	15%

3
GR202161003486
15%

2021 12 10
2021 2023



		136,637.07				136,637.07
		136,637.07				136,637.07



--	--

		980,000.00
		980,000.00

--	--


--	--	--	--	--	--

1	1	574,791,258.86	430,147,803.99
---	---	----------------	----------------

		1, 258, 86	%	059, 95		, 198, 91	, 305, 37		700, 36		, 605, 01
1	2	76, 531, 862, 71	11, 06%	11, 969, 583, 33	15, 64%	64, 562, 279, 38	32, 907, 079, 12	6, 59%	4, 139, 710, 55	12, 58%	28, 767, 368, 57
2	3	15, 898, 981, 44	2, 30%	4, 470, 793, 58	28, 12%	11, 428, 187, 86	9, 126, 872, 83	1, 83%	2, 195, 012, 92	24, 05%	6, 931, 859, 91
3	4	7, 085									



	51,361,096.25	27,333,469.40	2,340,111.73	6,513,537.85	69,840,916.07
--	---------------	---------------	--------------	--------------	---------------



	51,361,096.25
--	---------------

--	--	--	--	--

--	--

--	--	--	--	--	--

	61,570,096.72	151,535,365.08
	61,570,096.72	151,535,365.08

--	--

2023	1	1				
------	---	---	--	--	--	--





	10,657,763.41	10,111,681.76
	10,657,763.41	10,111,681.76

	15,215,966.34	13,195,085.31
	914,176.50	993,939.82
	91,500.55	71,843.36
		10,000.00
	16,221,643.39	14,270,868.49

1	1	7,711,297.42	5,897,491.94
1	2	1,325,673.61	2,102,620.03
2	3	1,074,925.25	1,260,955.41
3		6,109,747.11	5,009,801.11
3	4	1,138,047.11	4,899,801.11

5

00.00


60,000.00

000.00

50,000.00

16,221,643.39

14,270,868.49



16,221,643.39	100.00%	5,563,879.98	34.30%	10,657,763.41	14,270,868.49	100.00%	4,159,186.73	296.57%	10,111,681.76
---------------	---------	--------------	--------	---------------	---------------	---------	--------------	---------	---------------

1		7,711,297.42	47.54%	845,158.20	10.96%	6,866,139.22	5,897,491.94	41.33%	589,749.19	10.00%	5,307,742.75
1	2	1,325,673.61	8.17%	349,712.70	26.38%	975,960.91	2,102,628.03	14.73%	369,430.34	17.57%	1,733,189.69
2	3	1,074,925.25	6.63%	416,856.01	38.78%	658,069.24	1,260,955.41	8.84%	336,927.29	26.72%	924,028.12
3	4	2,189,047.11	7.02%	647,548.81	56.90%	490,498.30	4,899,801.11	34.33%	2,761,527.91	56.36%	2,138,273.20
4	5	4,871,700.00	30.03%								

1	41,500,314.03	88.96%	73,279,036.24	96.11%
1 2	3,296,180.19	7.07%	1,942,110.54	2.55%
2 3	1,359,984.01	2.91%	627,964.14	0.82%
3	494,178.11	1.06%	395,515.67	0.52%
	46,650,656.34		76,244,626.59	

1

1

9, 422, 730. 00

3, 844, 889. 67

%

20. 20

8. 24

	488,068,232.03		488,068,232.03	455,182,595.56	57,109.61	455,125,485.95
	212,663,332.95		212,663,332.95	158,533,744.42		158,533,744.42
	178,998,060.34	2,770,418.67	175,727,641.67	175,908,944.47		175,908,944.47
	28,915,946.37		28,915,946.37	32,548,656.36		32,548,656.36
R	1,102,834,046.10	2,770,418.67	1,100,063,627.43	962,774,315.69	57,109.61	962,717,206.08

I'

၁၉

I

၃၃

	00	45		45			
--	----	----	--	----	--	--	--

--	--	--	--	--	--	--

--	--	--	--	--	--	--

	14,762,776.87	844,152.13	13,918,624.74	20,909,943.87	934,674.49	19,975,269.38	
	-1,446,802.74			-2,926,321.28		-2,926,321.28	
	13,315,974.13	844,152.13	12,471,822.00	17,983,622.59	934,674.49	17,048,948.10	

-

1 2	14,762,776.87	844,152.13	5.72%
	14,762,776.87	844,152.13	

	12	()	()	
2023 1 1				

	934,674.49		90,522.36			844,152.13
	934,674.49		90,522.36			844,152.13

--	--	--	--	--

--	--

--	--	--	--	--	--

0.00	3,000,000.00	-	688,573.60
		3,688,573.60	

0.00	3,000,000.00	-	688,573.60
		3,688,573.60	

--	--	--

☑

1.	24,770,605.52	4,191,682.20		28,962,287.72
2.	16,114,605.70	6,500,212.60		22,614,818.30
1		0.00		
2 \	16,114,605.70	6,500,212.60		22,614,818.30
3				
3.	882,016.73	149,254.88		1,031,271.61
1				
2	882,016.73	149,254.88		1,031,271.61
4.	40,003,194.49	10,542,639.92		50,545,834.41
1.	7,315,026.37	767,029.77		8,082,056.14
2.	3,155,742.71	823,450.26		3,979,192.97
1	1,934,360.20	215,160.74		2,149,520.94
2	1,221,382.51	608,289.52		1,829,672.03
3.	307,924.08	28,855.54		336,779.62
1				
2	307,924.08	28,855.54		336,779.62
4.	10,162,845.00	1,561,624.49		11,724,469.49
1.				
2.				
1				



3.	
2	

4.			
1.	29,840,349.49	8,981,015.43	38,821,364.92
2.	17,455,579.15	3,424,652.43	20,880,231.58



1.	626,795,004.00	437,594,929.10	17,497,404.70	49,020,455.82	1,130,907,793.62
2.	40,100,499.78	35,417,761.43	2,729,372.94	4,577,468.59	82,825,102.74
1	124,264.37	18,470,147.32	2,719,638.43	3,833,072.52	25,147,122.64
2	39,094,218.68	16,947,614.11	9,734.51	744,396.07	56,795,963.37
3					
4	882,016.73				882,016.73
3.	16,114,605.70	8,893,807.97	920,732.60	511,581.42	26,440,727.69
1		8,893,807.97	920,732.60	511,581.42	10,326,121.99
2	16,114,605.70				16,114,605.70
4.	650,780,898.08	464,118,882.56	19,306,045.04	53,086,342.99	1,187,292,168.67
	0.00	0.00	0.00	0.00	0.00
1.	133,659,589.26	207,813,268.84	9,885,021.15	28,137,433.43	379,495,312.68
2.	39,960,878.90	72,420,442.01	3,040,309.34	5,822,170.41	121,243,800.66
1	39,652,954.82	72,420,442.01	3,040,309.34	5,822,170.41	120,935,876.58
2	307,924.08				307,924.08
3.	1,221,382.51	8,449,117.53	654,244.04	480,538.35	10,805,282.43
1		8,449,117.53	654,244.04	480,538.35	9,583,899.92
2	1,221,382.51				1,221,382.51
	172,399,085.65	271,784,593.32	12,271,086.45	33,479,065.49	489,933,830.91
	0.00				

--	--	--	--	--	--

--	--

3 4 5	3,262,866.20	
	2,698,525.06	
	2,543,034.91	
	2,538,406.54	
	118,643,100.36	
	30,568,136.99	
	22,410,098.77	
	182,664,168.83	

--	--	--

	218,649,196.77	92,276,477.86
	22,318.89	37,503.31
	218,671,515.66	92,313,981.17

3.	227,242.21		227,242.21
1			
2	227,242.21		227,242.21
4.	1,136,902.80	69,893.51	1,206,796.31
1.			
2.			
1			
3.			
1			
4.			
1.	3,742,327.12	192,324.45	3,934,651.57
2.	3,780,034.72	221,485.84	4,001,520.56

1.	18,266,998.66	485,436.89	3,388,632.94	464,984.79	268,755.67		22,874,808.95
2.	4059019.79		924,172.62	95,884.80	62,581.15	19,709.91	5161368.27
1	4,030,164.25		924,172.62	95,884.80	62,581.15	19,709.91	5132512.73
2	28,855.54						28,855.54
3.	608289.52						608289.52
1							
2	608289.52						608289.52
4.	21717728.93	485,436.89	4,312,805.56	560,869.59	331,336.82	19,709.91	27427887.7
1.	0	0		0	0		0
2.							
1							
3.							
1							
4.							
1.	210474407.17		3,696,690.52	391,529.69	255,634.77	1,162,884.69	215981146.84
2.	191,176,095.16		4,620,863.14	487,414.49	173,952.20		196,458,324.99

--	--	--	--

--	--	--	--

--	--	--	--	--	--

	74,546,866.55	11,285,807.32	52,055,956.98	7,871,650.36
	3,124,885.13	468,732.77	7,388,638.26	1,108,295.74
	37,646,704.25	9,411,676.07	50,399,440.71	12,599,860.18
	7,241,691.51	1,372,964.79	8,453,766.13	1,605,832.62
	73,703,503.17	11,055,525.48	78,250,778.65	11,737,616.80
	3,899,347.53	944,125.54	3,924,593.48	977,572.01
	32,880,470.58	8,220,117.65	30,135,153.44	7,533,788.36
	30,575,000.00	4,586,250.00		
	43,474,658.45	6,521,198.77		
	307,093,127.17	53,866,398.39	230,608,327.65	43,434,616.07

		30,561,603.19		25,226,655.54
--	--	---------------	--	---------------

		3,959,300.83		
		58,387,988.58		58,637,893.58
		9,982,184.92		6,425,828.46

2029		3,959,300.83		
		3,959,300.83		

	10,744,445.68		10,744,445.68	5,759,257.20		5,759,257.20
	10,744,445.68		10,744,445.68	5,759,257.20		5,759,257.20

	105,525,329.94	105,525,329.94		ETC	174,752,501.59	174,752,501.59	ETC
	33,730,692.53	31,445,369.06			33,730,692.53	32,079,004.68	
	15,704,000.00	15,704,000.00			9,707,493.51	9,707,493.51	
	154,960,022.47	152,674,699.00			218,190,687.63	216,538,999.78	

30,000,000.00 2024 4 3

	35,041,051.34	20,025,483.34
	8,011,855.56	7,810,923.60
	43,052,906.90	27,836,406.94

35,041,051.34

--	--	--	--	--

--	--	--

	223,163,274.93	217,474,417.52
	223,163,274.93	217,474,417.52

0.00

	262,374,936.52	214,138,554.92
	37,658,537.01	57,870,105.02
	22,462,287.43	17,199,762.02
	322,495,760.96	289,208,421.96

	65,778,970.28	35,375,609.10
	2,942,710.62	4,135,000.62
	185,500.32	135,360.13
	5,020,603.94	3,240,157.19
	73,927,785.16	42,886,127.04

	29,302,761.29	
	26,707,021.84	
	9,459,830.77	
	621,435.51	
	400,000.00	
	66,491,049.41	

Ä

и,

002

	00' 01' 0015' 5'	

[Redacted]

[Redacted]

[Redacted]

9.

	20,036,351.01	226,483,139.28	220,810,108.77	25,709,381.52
--	---------------	----------------	----------------	---------------

1	19,997,036.39	188,755,075.96	183,078,257.95	25,673,854.40
2		8,948,697.07	8,948,697.07	
3	245.80	6,818,945.11	6,819,126.16	64.75
		6,201,919.23	6,201,919.23	
	245.80	528,169.53	528,350.58	64.75
		88,856.35	88,856.35	
4		7,854,143.20	7,854,143.20	
5	39,068.82	373,643.30	389,090.10	23,622.02
	20,036,351.01	212,750,504.64	207,089,314.48	25,697,541.17

1		13,181,018.35	13,175,838.67	5,179.68
2		551,616.29	544,955.62	6,660.67
		13,732,634.64	13,720,794.29	11,840.35

	14,702,875.33	30,659,107.69
	109,780,047.58	87,754,021.82
	665,632.23	1,151,397.62
	1,088,582.18	2,303,688.90
	1,241,012.74	1,135,581.95
	1,004,020.48	1,004,020.40
	290,575.56	167,861.10
	781,132.16	1,659,068.15
	211,422.48	420,826.05
	129,765,300.74	126,255,573.68

--	--	--

	614,081.22	499,326.03
	614,081.22	499,326.03

	55,432,361.97	47,558,906.69
	360,000.00	
	55,792,361.97	47,558,906.69

--	--

	386,982,509.94	
	386,982,509.94	

02	546,0 64,50 0.00	0.4%;0.6 %;1.1%; 1.8%;2.5 %;3.0%	20 23. 4.1 7	6	546,0 64,50 0.00		546,0 64,50 0.00	1,956, 682.3 6	- 160,9 90,27 2.42	48,40 0.00		386,9 82,50 9.94	
	—				546,0 64,50 0.00		546,0 64,50 0.00	1,956, 682.3 6	- 160,9 90,27 2.42	48,40 0.00		386,9 82,50 9.94	—

16

2023 4 17 2029 4

2023 4 22

2023 10 23 2029 4 16

	3,690,432.99	3,695,436.69
	208,914.53	229,156.82
	-614,081.22	-499,326.03
	3,285,266.30	3,425,267.48

2023

84,275.92

-

	32,880,470.58	30,135,153.45	
	6,500,000.00		
	39,380,470.58	30,135,153.45	

2022 1 1

2

650

	58,637,893.58		1,249,905.00	57,387,988.58
	3,264,000.00		1,632,000.00	1,632,000.00
2020	3,377,676.95		1,810,566.36	1,567,110.59
2018	80,159.20		80,159.20	
	69,796.67		69,796.67	
	531,666.66		290,000.00	241,666.66
2020	56,666.65		56,666.65	

2020	200,000.00	40,000.00	160,000.00
2020	73,800.00	24,600.00	49,200.00
2019	800,000.00	400,000.00	400,000.00
2022	2,510,000.00	1,004,000.00	1,506,000.00
2022	450,000.00	64,285.74	

2023 12 31

46

			5,460,645.00	176,009,049.84	484.00	15,600.43	5,460,161.00	175,993,449.41
			5,460,645.00	176,009,049.84	484.00	15,600.43	5,460,161.00	175,993,449.41

735,885,264.61

91,827,527.77

167,548,836.00

660,163,956.38

104,79:9

			44,255,364.45	-
	5,132,839.91	-	5,132,839.91	
			-	
48,802,640.00	-	-	48,802,640.00	

22,816,629.8

-35,090,907.48 ;

0.00

--	--	--	--	--

3 — “ ”

	128,009,656.44	48,302,241.07		176,311,897.51
	128,009,656.44	48,302,241.07		176,311,897.51

		1,419,145,953.15	1,015,568,710.43
+ —		170,915.89	-20,218.04
		1,419,316,869.04	1,015,548,492.39
		717,032,641.13	537,702,763.60
			899.02
		48,302,241.07	39,470,971.18
		215,132,704.34	94,464,314.79
] 0310801070401181080	c	5,872,914,564.76	d
			1,419,316,869.04

0310801070401181080

€ 9.



0
! 05«



--	--	--	--	--	--	--

2,688,207,847.13

--	--	--

	7,934,128.12	6,286,515.32
	5,713,886.74	5,265,248.28
	4,735,347.48	3,940,300.91
	4,016,081.28	3,782,892.72
	1,163,432.27	1,613,885.92
	801,963.14	2,225,816.76
	24,364,839.03	23,114,659.91

	37,698,478.54	36,944,444.38
	15,318,678.39	16,974,707.72
	12,299,386.44	11,576,946.33
	12,411,419.99	22,453,157.76
	11,576,668.14	5,622,786.01
	5,290,753.24	4,687,162.97
	4,383,514.90	2,488,488.92
	9,038,857.13	8,878,366.85
	108,017,756.77	109,626,060.94

--	--	--

	-33,381,567.91	3,152,984.70
	-33,381,567.91	3,152,984.70

	-4,326,065.07	275,636.37
	5,929,790.15	2,997,468.46
		38,981,944.62
	1,603,725.08	42,255,049.45

	-136,637.07	
	-24,882,059.92	-16,020,905.03
	-1,404,693.25	-2,171,925.30
	90,522.36	-934,674.49
	-26,332,867.88	-19,127,504.82

“_”	-316,262.58	-10,650.75

		255,037.49	
	19,760.00	63,780.00	19,760.00
	19,760.00	318,817.49	19,760.00

125,900.00

125,900.00

	762,149.38
	-4,605,860.63
	1,694,894.64
	648,909.76
	95,863,579.76

	5,326,449.11	4,106,829.36
	18,316,186.47	7,747,561.95
	17,452,733.56	
	28,409,415.15	7,189,181.62
	656,905.99	63,780.00
	70,161,690.28	19,107,352.93

	21,422,679.47	14,712,804.81
	19,125,876.56	8,179,218.39
	14,561,191.43	8,114,589.71
	15,688,290.65	5,239,402.51
	8,987,326.26	6,546,472.41
	4,400,835.55	1,172,436.87
	6,590,762.24	5,310,015.54
	1,088,548.99	728,727.93
	91,513.00	339,170.22
	19,887,891.52	17,074,558.03
	111,844,915.67	67,417,396.42

--	--	--

	254,321,392.82	180,000,000.00
	254,321,392.82	180,000,000.00

--	--	--

	230,000,000.00	283,974,976.03
	230,000,000.00	283,974,976.03

--	--	--

ସଂଖ୍ୟା ଓ ଟଙ୍କା

--	--	--	--

1			
	721,508,760.07	534,917,697.80	
	6,116,638.24	-67,911.95	
	26,332,867.88	19,127,504.82	
	123,085,397.52	99,386,214.44	
	706,731.87	683,561.45	
	5,132,512.73	5,230,424.99	
“ ”	316,262.58	10,650.75	
“ ”		136,685.19	
“ ”	33,381,567.91	-3,152,984.70	
“ ”	10,464,463.61	-32,386,989.68	
“ ”	-1,603,725.08	-42,255,049.45	
“ ”	-3,910,583.55	-17,299,371.66	
“ ”	5,334,947.65	10,278,832.52	
“ ”	-233,217,061.72	-472,207,748.27	
“ ”	-96,273,798.74	-253,265,145.20	
“ ”	-11,851,067.16	879,600,707.23	
	83,792,376.01	-4,983,211.06	
	669,316,289.82	723,753,867.22	
2			
	650,945.88	597,002.55	
3			
	2,143,834,410.26	1,170,652,674.25	
	1,170,652,674.25	682,432,099.36	

	973,181,736.01	488,220,574.89

--	--

	2,143,834,410.26	1,170,652,674.25
	800,359.64	272,920.07
	2,135,848,401.04	1,170,379,754.18
	7,185,649.58	
		1,170,379,754.18
	2,143,834,410.26	1,170,652,674.25

--	--	--	--

	105,525,329.94	174,752,501.59	ETC
	105,525,329.94	174,752,501.59	

“ ”

	127,201,700.54	7.0827	900,931,484.41
	20,256,960.13	7.8592	159,203,501.05
	10,589.79	0.9062	9,596.47
	48,634.80	0.0081	393.94
	12,099,074.00	7.0827	85,694,111.42
	4,757,142.26	7.8592	37,387,332.45
	3,360.00	0.9062	3,044.83
	55,469.80	7.0827	392,875.95
	446,571.30	7.8592	3,509,693.16
	359,522.94	7.0827	2,546,393.13
	12,105.25	7.8592	95,137.58
	86,696.23	7.8592	681,363.01

--	--	--	--	--	--	--	--

--	--	--	--	--	--	--	--

--	--	--	--

--	--	--	--	--	--	--	--	--	--

--	
--	
--	
--	
--	

œ

€

1	2023	1	12		
5,000				70%	30%
2	2023	8	29		
5,000				100%	
3				Sunresin SA	95%
				Sunresin SA	10

	436,000,000.00				100.00%	0.00%	
	115,000,000.00				60.00%	0.00%	
	20,000,000.00				100.00%	0.00%	
	50,000,000.00				100.00%	0.00%	
Puritech Limited	4,880,000.00				0.00%	100.00%	
Ionex Engineering BV	120,000.00				0.00%	100.00%	
Sunresin SA	100,000.00				0.00%	95.00%	
Sunresin New Materials GmbH	500,000.00				100.00%	0.00%	
	10,000,000.00				100.00%	0.00%	
	20,000,000.00				75.00%	0.00%	
	50,000,000.00				70.00%	30.00%	
	50,000,000.00				100.00%	0.00%	

Puritech Limited Ionex Engineering BV Sunresin New Materials GmbH

Sunresin SA

--	--	--	--	--

	40.00%	4,674,083.98		18,921,773.89

20%

20%

	/	/
--	-4,625,038.32	
--		
--	-4,625,038.32	
	10,054,487.29	4,130,552.36
--	71,350.22	213,839.86
--		
--	71,350.22	213,839.86

		1,000,000.00				1,000,000.00	
--	--	--------------	--	--	--	--------------	--

			19,778,284.30			12,203,809.82	

1

1

1

a

	43,052,906.90			43,052,906.90
	223,163,274.93			223,163,274.93
	322,495,760.96			322,495,760.96
	73,927,785.16			73,927,785.16
	614,081.22			614,081.22
	55,792,361.97			55,792,361.97
			386,982,509.94	386,982,509.94
		1,210,139.17	2,075,127.13	3,285,266.30
	719,046,171.14	1,210,139.17	389,057,637.07	1,109,313,947.38

	27,836,406.94			27,836,406.94
	217,474,417.52			217,474,417.52
	289,208,421.96			289,208,421.96
	42,886,127.04			42,886,127.04
	499,326.03			499,326.03
	47,558,906.69			47,558,906.69
		964,093.53	2,461,173.95	3,425,267.48
	625,463,606.18	964,093.53	2,461,173.95	628,888,873.66

31 39.32% 2022 12 31 40.13% 2023 12

--	--	--	--	--



	--	--	--	--
			89,425,000.00	89,425,000.00
2				
4			61,570,096.72	61,570,096.72
			175,759,000.00	175,759,000.00
			326,754,096.72	

	89,425,000.00			2.3%-6.40%
	175,759,000.00			—

	147,127,960.73			-27,451,777.76		230000,000.00			260,251,182.97	89,425,000.00	-30,575,000.00
				645,452.05		90,000,000.00			90,645,452.05		
	45,184,044.06			-30,230,813.14		60,000,000.00			66953230.92	8,000,000.00	-32,000,000.00
	101,943,916.67			2,133,583.33		80,000,000.00			102,652,500.00	81,425,000.00	1,425,000.00
	151,535,365.08					61,570,096.72			151,535,365.08	61,570,096.72	
	219,233,658.45				-43,474,658.45					175,759,000.00	
	517,896,984.26			-27,451,777.76	-43,474,658.45	291,570,096.72			411,786,548.05	326,754,096.72	-30,575,000.00

	-	35,573,451.35	30,000,000		
	-	10,893,805.31			

/







	19.18 /	13	23
	19.18 /	13	23
	19.18 /	13	23
	19.18 /	13	23

2022	2	11					
		2021			2021		
						2022	2
11			44.55 /		270		
2022	6	10					
		2021				2021	
						44.55 /	29.41
/			300	450		270	405
			30	45			
2022	12	15					
		2021					
2022	12	15				29.41 /	
			91	45			
2023	8	28					
		2021					2022
						29.41 /	
19.18 /			450	675		405	607.5
			45	67.5			



	BS
	176,569,362.00
	44,255,364.45

	13,153,170.75	
	12,411,419.99	
	10,522,573.15	
	8,168,200.56	
	44,255,364.45	

--	--	--	--

	2024	4	18	2023
	10			5.68

2017 12

2024 3

650

2023

650

--	--	--	--

--	--	--

--	--	--	--	--	--	--

W w O o K k

~~W~~ w O o F f

	2,670,66 3.00	0.36%	2,670,66 3.00	100.00%	0.00	2,670,66 3.00	0.49%	2,670,66 3.00	100.00%
ROSAT OM	664,357. 26	0.09%	664,357. 26	100.00%	0.00	653,279. 48	0.12%	653,279. 48	100.00%
	863,762. 20	0.12%	863,762. 20	100.00%	0.00	863,762. 20	0.16%	863,762. 20	100.00%
						1,271,08 3.73	0.23%	1,271,08	

1	532,278,474.35	30,446,328.74	5.72%
1 2	155,190,198.08	24,271,746.98	15.64%
2 3	38,136,338.15	10,723,938.29	28.12%
3 4	5,635,738.76	2,482,542.92	44.05%
4 5	401,022.77	323,344.66	80.63%
5	5,253,010.81	5,253,010.81	100.00%
	736,894,782.92	73,500,912.40	

	52,147,187.07	33,337,129.37	1,271,083.73	6,513,537.85	77,699,694.86
	52,147,187.07	33,337,129.37	1,271,083.73	6,513,537.85	77,699,694.86

--	--	--	--	--

				6,513,537.85

--	--	--	--	--	--

--	--	--	--	--	--

	163,044,936.12	0.00	163,044,936.12	20.80%	17,363,342.14
	122,425,180.63	22,103,874.97	144,529,055.60	18.44%	8,267,061.98
	32,265,737.27	0.00	32,265,737.27	4.12%	7,524,324.00
	32,176,662.94	0.00	32,176,662.94	4.11%	1,840,505.12
	28,040,294.69	0.00	28,040,294.69	3.58%	4,166,524.50
	377,952,811.65	22,103,874.97	400,056,686.62	51.05%	39,161,757.74

	90,212,636.85	97,108,496.77
	90,212,636.85	97,108,496.77

--	--	--

--	--	--	--	--

--	--	--	--	--

--	--

--	--	--	--	--	--

()		
-----	--	--

()				
-----	--	--	--	--

--	--	--	--	--

--	--

--	--	--	--	--	--

--	--	--	--	--	--

	8,623,027.13	6,619,911.64
	583,713.29	923,658.61
	143,472,045.58	139,677,095.95

		12	()	()
2023	1	1	2,361,046.81	



3,836, , ,



	1,976,673,303.86	1,127,390,114.38	1,549,607,222.57	937,912,896.41
	17,609,449.36	14,031,903.71	10,534,605.87	6,847,051.45
	1,994,282,753.22	1,141,422,018.09	1,560,141,828.44	944,759,947.86

	1	2	
	1,159,673,391.34	643,560,-,2	è

	1,976,673,303.86	1,127,390,114.38					1,976,673,303.86	1,127,390,114.38

--	--	--	--	--	--	--

2,616,864,191.03

--	--	--

	-4,326,065.07	275,636.37
	3,762,904.47	1,886,431.96
		38,981,944.62
	-563,160.60	41,144,012.95

	-316,262.58	--
	19,778,284.30	--
	-27,451,777.76	
	2,340,111.73	

		--
	-949,852.65	--
	556,638.72	
	-742,233.44	
	1,092,877.54	
	-6,393,502.34	--

1 —

		/	/
	23.12%	1.43	1.41
	23.32%	1.44	1.43