



..... 2

..... 7

..... 10

..... 36

..... 38

..... 45


..... 51

..... 57

..... 58

..... 61

2022



Puritech

U

		a
		/
		“ ” “ ”
		2022 1 1 —2022 6 30
		2021 1 1 —2021 6 30

			300487
			SUNRESIN NEW MATERIALS CO.,LTD
			SUNRESIN

	135	135
	029-81112902	029-81112902
	029-88453538	029-88453538
	pub@sunresin.com	pub@sunresin.com

2021

T 7k Rk ?± k ?± ?±

	752,901,265.10	555,615,694.39	35.51%
	197,423,976.28	150,282,147.05	31.37%
	191,159,163.77	141,057,602.02	35.52%
	291,073,691.73	92,845,530.95	213.50%
/	0.60	0.69	-13.04%
/	0.59	0.69	-14.49%
	8.97%	8.77%	0.20%
	3,848,150,763.63	3,104,534,293.13	23.95%
	2,231,347,353.10	2,082,165,880.75	7.16%

e	329,531,552
---	-------------

	6,604,093.92	
	1,544,622.12	
	-121,802.12	
	1,274,656.45	
	487,444.96	
	6,264,812.51	

1 —

1 —


2020
5


1

ESG

“ ” “ ” “ ” “ ”

系统集成装置





		10,193.31	6,654.58	53.18%
		15,284.27	7,302.92	109.29%
		17,789.69	14,481.55	22.84%
		6,671.24	5,191.37	28.51%
		2,032.37	1,343.62	51.26%
		6,558.36	3,753.35	74.73%
		1,560.40	1,526.95	2.19%
		12,624.59	13,964.29	-9.59%
		2,222.05	1,207.67	84.00%
		74,936.29	55,426.29	35.20%
		353.84	135.28	161.56%
		75,290.13	55,561.57	35.51%

2022

‘8 ”

2021

”

18.20M .cm

BDO

BDO

MTBE TAME

1.80

26%

Puritech

20

37%

1.98

29%

2.18

2.5

1.5

20

“ ”

2022 2022 2022 260 120%
110.1GWh 109.8%

2020 43.9 LCE 2025 164 LCE 30%
SMM 44.68 / 446.2% 82%
2022

“ ”

“

”

2021

9 / 7.3

3

65%

2021 17 15

5G

2022

99.99% Wind

2,678.59 /kg

26%

70%

Frost&Sullivan

2030

13,198

2018

2023

6.3%

Markets and Markets

2019

237

2025

594

2019

2025

16.5%

Valuates Reports

2026

2020

224.9

279.4

3.7%

“ ”

PLA

2021

PLA

50

3-5

PLA

270

252

Report Linker

2021-2026

7.5%

2026

PLA

11

PLA

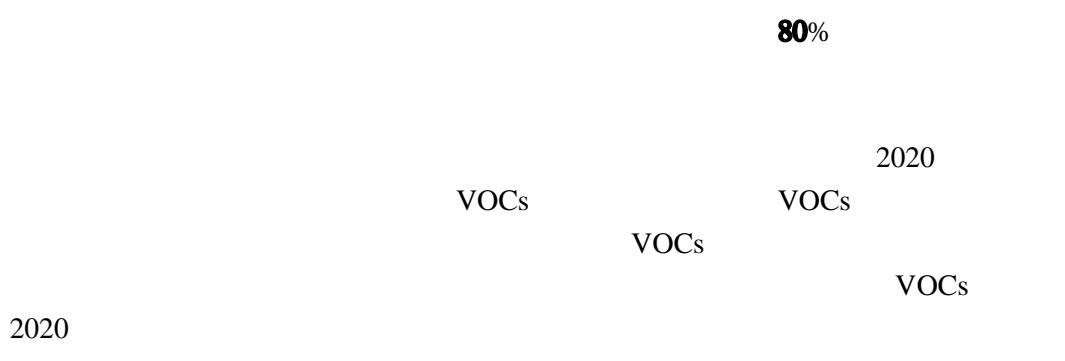
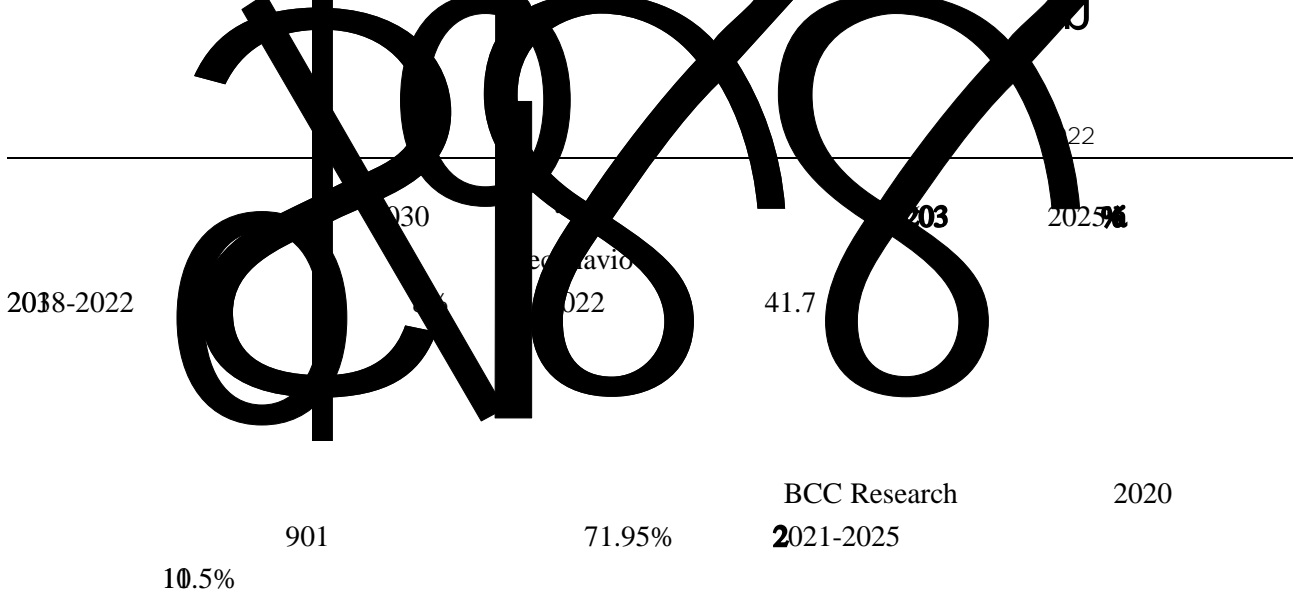
PPB

PPT

2016

“ ”

2030



85%

BDO
TAME

MTBE

	-102,408,504.17	-48,938,456.24	-109.26%
	-78,003,952.67	66,449,564.67	-217.39%
	<		

	149,507,884.40	3.89%	255,525,264.93	8.23%	-4.34%	
	439,886,973.19	11.43%	281,959,595.03	9.08%	2.35%	
	137,846,031.19	3.58%	32,509,750.10	1.05%	2.53%	
	40,161,422.87	1.04%	41,132,503.44	1.32%	-0.28%	
	786,889,965.11	20.45%	472,534,824.10	15.22%	5.23%	
	21,518,076.16	0.56%	22,155,920.74	0.71%	-0.15%	
	3,952,593.95	0.10%	3,054,915.99	0.10%	0.00%	
	612,982,305.01	15.93%	641,628,310.26	20.67%	-4.74%	
	113,042,842.07	2.94%	73,995,740.20	2.38%	0.56%	
	3,878,389.93	0.10%	4,252,440.00	0.14%	-0.04%	
	27,933,236.11	0.73%	3,005,500.00	0.10%	0.63%	
	219,575,547.32	5.71%	71,169,663.25	2.29%	3.42%	
	785,477,771.37	20.41%	393,098,411.40	12.66%	7.75%	
	15,591,067.82	0.41%	23,322,152.15	0.75%	-0.34%	
	3,209,427.23	0.08%	3,601,599.21	0.12%	-0.04%	
	1,230,703.31	0.03%	11,869,165.25	0.38%	-0.35%	
	57,742,452.59	1.50%	31,952,969.86	1.03%	0.47%	
	329,531,082.00	8.56%	219,785,441.00	7.08%	1.48%	

1.	40,039,476.03	1,091,556.37			113,935,500.00	25,000,000.00	130,066,532.40
2.		76,682.19					76,682.19

3.							
4.	4,477,000					4,350,000.00	127,000.00
5.	255,525,264.93				149,507,884.40	255,525,264.93	149,507,884.4
	300,041,740.96	1,168,238.56			263,443,384.40	284,875,264.93	279,778,098.99
	300,041,740.96	1,168,238.56			263,443,384.40	284,875,264.93	279,778,098.99
	0.00						0.00

	128,032,993.65	
	107,882,825.27	
	31,413,192.86	

1

128,032,993.65

30,237,146.74

90,711,055.30

7,084,791.61

30,237,146.74

30,000,000.00

“

”

237,146.74

Ionex Engineering BVBA

DK Invest BVBA

2

3

D

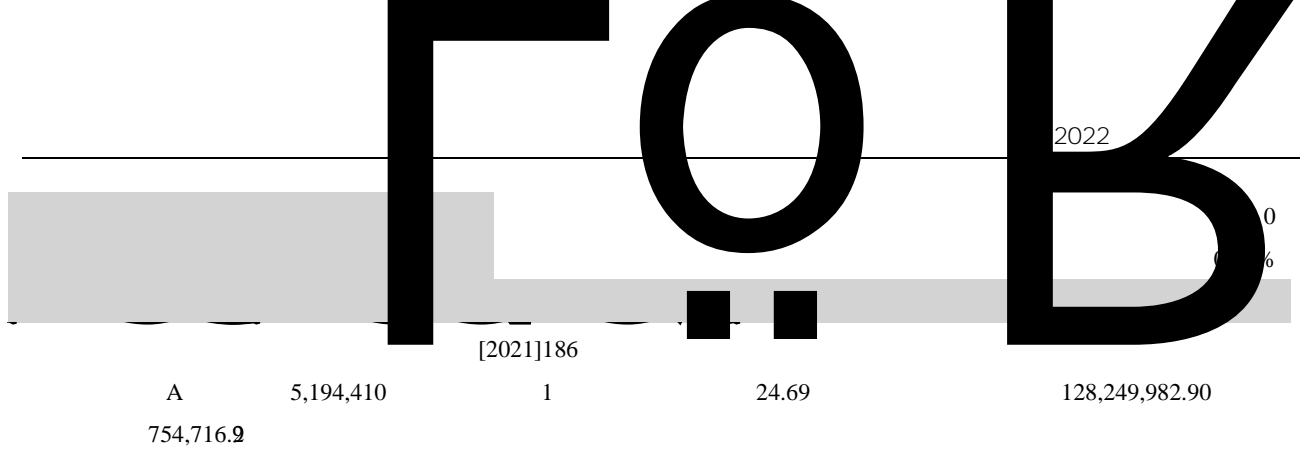
E


2022

Ł

Ź

Ź







2022 02
09

<http://www.cinfo.com.cn/>

2022 04
24

<http://www.cinfo.com.cn/>

2021 2022

2022 04
25

<http://www.cinfo.com.cn/>

CO2

2022 05
09

<http://www.cinfo.com.cn/>

d

2022 05
10

2022		55.51%	2022 01 20	2022 01 20	(cninfo.com.cn)
2021		56.08%	2022 05 17	2022 05 17	(cninfo.com.cn)

2021

3 2022 20 2 2020 6 29 2 4 22,500

			1	COD 500mg/L, 45mg/L. GB8978-1996) COD 5.979 0.415 . COD 50 3.5 GB31572-2015)
		+RTO	8	1 RTO 5mg/L, 2 RTO 2.2mg/L 3 RTO 4.39mg/L 4 1# 24mg/L 2# 25mg/L 3# 27mg/L GB 31572-2015, DB61/1226-2018, GB 13271-2014/, GB16297-1996 0.076 0 0.45 0.255 <3 0.4 <19 0.75
			1	COD 500mg/L 45mg/L GB 8978-1996 GB/ 31962-2015 COD 0.2615 0.02 COD 17 1.6
		+RTO	5	1.3mg/L RTO 2 6mg/L 1 28mg/L, 29mg/L 2 VOCs GB 31572-2015, GB 16297-1996, GB 14554-93, <0.03 0.15 0 VOCs <0.085 <7.5 <1.5 3.6 VOCs <4.5

4.52mg/L,
2.33mg/L

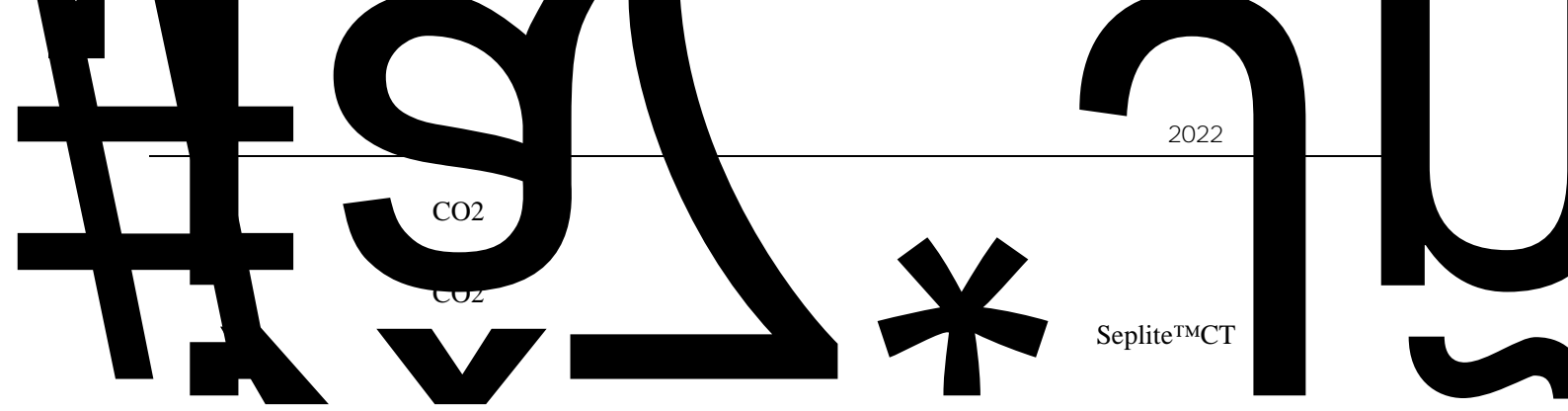
GB16297-1996,

DB61/1226-2018,

GB 13271-
2014

91410602MA44BKKL1N001V

2023 8 20



2022

CO2

CO2

Seplite™CT

2.

“ ”

	2022 4 21
	2022 3,000 2,000
	500
	5500 2500

1.

1			3 135 4	665.69	2020.06.01- 2025.05.31
2			4 135 5 1 2	2,968.79	2018.12.01- 2023.11.30
3			3 135 3	665.69	2021.10.01- 2024.09.30
4			3 135 1	655.38	2021.07.01- 2023.06.30
5			1 135 1	240.00	2022.06.16- 2022.12.15

2.

1			53 2806	106.89	2020.04.12- 2023.04.11


10%

		274,000,00 0.00		0	0			
		650,000,00 0.00		0	0			

	91,421,625	41.60%	43,426,909	-889,500	42,537,409	133,959,034	40.65%
1							
2							
3	91,356,625	41.57%	43,426,909	-824,500	42,602,409	133,959,034	40.65%
	91,356,625	41.57%	43,426,909	-824,500	42,602,409	133,959,034	40.65%
4	65,000	0.03%		-65,000	-65,000		
	65,000	0.03%		-65,000	-65,000		
	128,363,816	58.40%	66,415,521	792,711	67,208,232	195,572,048	59.35%
1	128,363,816	58.40%	66,415,521	792,711	67,208,232	195,572,048	59.35%
2							
3							
4	219,785,441	100.00%	109,842,430	-96,789	109,745,641	329,531,082	100.00%

150
691,000 , 2022 5 10
3.60
843,000

0.03



42,097,105		19,774,638	61,871,743	25%
25,650,000		12,825,000	38,475,000	25%
22,272,305		10,462,164	32,734,469	25%
111,094	22,000	77,547	166,641	25%
111,796	22,000	77,89-0		



		20,623,914	20,623,914
		12,825,000	12,825,000
		10,911,489	10,911,489
		6,222,699	
		4,899,665	
		4,862,550	4,862,550
		3,296,550	3,296,550
		2,700,000	2,700,000
	2	2,564,698	2,564,698
		2,543,600	2,543,600
10			
	10		
	10		
		2	0
		2,564,698	2,564,698

10

10

10



29,097,305	14,548,653	43,645,958	0	0	0
54,997,105	27,498,552	82,495,657	0	0	0

~~408~~ 252⁰ 2⁰ 2⁰

1				2019 7 16	16.35 /	
	11		“ ”		29.59 /	29.58
/		2019 10 28				
				2019-108		
2	2019		2019			
10		2.50	“ ”		29.33 /	
2020 7 13				2020-059		
3			5,194,410			
214,574,377		219,768,787	“ ”		29.22 /	
2021 3 24			2021-009			
4	2020		2020			
10		2.00	“ ”		29.02 /	
2021 6 24				2021-054		

5 2019 “ ” 111,000 29.03 / 2022 3 3
 2022-022

6 2021 10 4.30
 10 5 “ ” 19.07 / 2022 6 1

							()	
	2019 12 17	3,400,000	340,000,000.00	233,356,000.00	7,931,696	3.84%	106,644,000.00	31.37%



1					138,001	13,800,100.00	12.94%
2					100,000	10,000,000.00	9.38%
3					64,760	6,476,000.00	6.07%
4					20,000	2,000,000.00	1.88%
5					17,790	1,779,000.00	1.67%
6					13,460	1,346,000.00	1.20%

089%

A+

A+

		1.88	2.34	-19.66%
		41.64%	32.38%	9.26%
		1.18	1.66	-28.92%
		18,850.44	14,105.6	33.64%
EBITDA		182.83%	161.70%	21.13%
		53.89	38.71	39.21%
		387.26	58.28	564.48%



	2022 6 30	2022 1 1
	939,021,846.97	764,237,514.66
	130,143,214.59	40,039,476.03
	2,580,625.00	1,899,212.18
	439,886,973.19	281,959,595.03
	149,507,884.40	255,525,264.93
	137,846,031.19	32,509,750.10

	17,283,563.00	15,210,415.51
	2,656,250,941.03	1,915,231,486.25
	3,952,593.95	3,054,915.99
	127,000.00	4,477,000.00
	21,518,076.16	22,155,920.74
	612,982,305.01	641,628,310.26
	113,042,842.07	73,995,740.20
	3,878,389.93	4,252,440.00
	199,071,196.19	202,604,969.98
	26,053,448.60	26,053,448.60
	30,368,306.86	25,130,583.86
	180,905,663.83	185,949,477.25
	1,191,899,822.60	1,189,302,806.88
	3,848,150,763.63	3,104,534,293.13
	27,933,236.11	3,005,500.00
	219,575,547.32	71,169,663.25
	221,650,461.09	191,145,190.90
	785,477,771.37	393,098,411.40




	679,215,905.90	753,672,846.47
	37,500.00	11,718,708.76
	-2,074,014.38	-1,387,961.81
	88,538,685.26	88,538,685.26
	1,118,528,371.92	1,015,568,710.43
	2,231,347,353.10	2,082,165,880.75
	14,377,428.77	17,032,222.86
	2,245,724,781.87	2,099,198,103.61
	3,848,150,763.63	3,104,534,293.13

	2022 6 30	2022 1 1
	851,799,102.24	629,404,651.03
	95,595,299.34	40,039,476.03
	2,580,625.00	1,399,212.18
	453,244,635.61	316,176,479.18
	117,205,996.79	226,800,738.29
	124,652,825.37	22,560,969.59
	114,647,191.95	108,680,919.50
	632,238,213.07	384,480,079.04
	39,267,458.27	40,353,875.28
	15,344,090.20	
	2,446,575,437.84	1,769,896,400.12

	558,859,289.95	557,961,611.99
	127,000.00	4,477,000.00
	21,518,076.16	22,155,920.74
	107,382,873.11	106,948,829.05
	8,274,841.42	3,836,471.96
	104,792.29	
	33,713,397.66	34,158,406.67
	13,275,296.41	10,457,540.92
	180,124,713.83	179,373,261.90
	923,380,280.83	919,369,043.23
	3,369,955,718.67	2,689,265,443.35
	248,182,825.57	65,482,790.00
	321,900,712.70	418,239,449.06
	762,795,801.19	368,354,815.91
	191,650.88	8,005,744.26
	36,425,940.61	26,831,088.23
	104,851,483.10	15,568,893.12
	784,183.61	784,183.61
	106,031.70	
	56,353,721.81	30,553,045.20

	1,530,808,167.56	933,035,825.78
	99,706,104.03	



544,992,787.19

1.	“ ”	194,769,182.20	148,170,088.21
2.	“ ”		
1.		197,423,976.28	150,282,147.05
2.		-2,654,794.08	-2,112,058.84
		-686,052.57	-482,724.95
		-686,052.57	-482,724.95
1.			
2.			
3.			
4.			
5.			
		-686,052.57	-482,724.95
1.			
2.			
3.			
4.			
5.			
6.		-686,052.57	-482,724.95
7.			
		194,083,129.63	147,687,363.26
		196,737,923.71	149,799,422.10
		-2,654,794.08	-2,112,058.84
		0.60	0.69
		0.59	0.69

3

	580,151,887.26	460,550,171.17
	359,438,695.01	281,188,162.87
	5,767,734.74	3,290,649.86
	20,039,936.34	9,543,322.52
	31,344,727.60	20,913,646.87
	34,613,024.74	18,380,373.83
	-23,896,042.02	6,550,666.16
	2,553,604.87	2,236,499.76
	4,911,938.07	2,004,947.09
	2,836,361.21	2,650,867.80
“ ”	474,960.54	1,534,303.75
“ ”		
“ ”		
“ ”	555,823.31	-575,800.00
“ ”	-13,145,704.77	-548,527.53
“ ”	53,8<	


1.		
2.		
3.		
4.		
5.		
6.		
7.		
	129,191,004.08	108,993,712.29

	2022	2021
	805,944,660.35	398,140,745.16

89,941,309.37	61,281,788.63
44,280,611.05	39,220,289.47
59,981,113.53	62,263,565.01
549,698,178.98	361,161,767.35
291,073,691.73	92,845,530.95
<hr/>	
29,350,000.00	
377,282.58	717,800.00
	5,000.00
29,727,282.58	722,800.00
14,737,646.75	36,061,256.24
114,735,500.00	
2,662,640.00	13,600,000.00
132,135,786.75	49,661,256.24
-102,408,504.17	-48,938,456.24
<hr/>	
	125,985,831.96
28,000,000.00	3,000,000.00
34,893,209.28	69,039,531.73
62,893,209.28	198,025,363.69
10,800,000.00	78,200,000.00
96,635,661.95	24,734,136.64

	128,556,753.96	105,460,622.90
	682,432,099.36	510,093,268.37
	810,988,853.32	615,553,891.27

	2022	2021
	681,807,229.21	288,345,812.20
	30,717,948.31	45,128,551.77
	712,525,177.52	333,474,363.97
	210,276,525.85	116,697,566.58
	57,510,258.06	36,451,593.54
	24,255,715.54	25,147,006.45
	104,647,638.97	127,237,702.00
	396,690,138.42	305,533,868.57
	315,835,039.10	27,940,495.40
	29,350,000.00	
	377,282.58	717,800.00
		5,000.00
	29,727,282.58	722,800.00
	2,604,374.46	24,003,117.23
	80,800,000.00	
	2,662,640.00	0
	86,067,014.46	24,003,117.23



31,838,500.00	55,891,860.00
31,838,500.00	181,877,691.96
	70,000,000.00
95,851,128.79	23,125,616.10
33,461,500.00	17,649,962.38
129,312,628.79	110,775,578.48
-97,474,128.79	71,102,113.48
15,352,330.75	-4,339,119.86
177,373,509.18	71,423,171.79
552,189,532.33	446,786,2- \$

4											0.00	0.00		
5											0.00	0.00		
6				- 62,0 45.7 6								- 62,0 45.7 6		
											0.00	0.00		
1											0.00	0.00		
2											0.00	0.00		
											0.00	0.00		
	329, 531, 082. 00			17,6 44,8 22.4 0	679, 215, 905. 90	37,5 00.0 0	- 2,07 4,01 4.38		88,5 38,6 85.2 6		1,11 8,52 8,37 1.92	2,23 1,34 7,35 3.10	14,3 77.4 28.7 7	2,24 5,72 4,78 1.87

	2021														
	214, 568, 719. 00			17,8 14,6 95.4 2	614, 593, 608. 10	34,0 39,4 28.7 6	285, 881. 94		67,4 26,6 18.5 2		769, 780, 019. 39	1,65 0,43 0,11 3.61	22,4 37,2 54.3 7	1,67 2,86 7,36 7.98	
												0.00			
												0.00			
												0.00			
												0.00			
	214, 568, 719. 00			17,8 14,6 95.4 2	614, 593, 608. 10	34,0 39,4 28.7 6	285, 881. 94		67,4 26,6 18.5 2		769, 780, 019. 39	1,65 0,43 0,11 3.61	22,4 37,2 54.3 7	1,67 2,86 7,36 7.98	
	5,21 0,60 5.00			- 78,4 25.8	123, 398, 836.	- 524, 800.	- 482, 724.				106, 326, 309.	234, 899, 399.	- 2,11 2,05	232, 787, 341.	

“ ”				4	09	00	95				65		95	8.85	10
							- 482, 724. 95				150, 282, 147. 05		149, 799, 422. 10	- 2,11 2,05 8.85	147, 687, 363. 25
	5,21 0,60 5.00				123, 398, 836. 09	- 524, 800. 00							129, 134, 241. 09		129, 134, 241. 09
1	5,19 4,41 0.00				120, 080, 291. 49								125, 274, 701. 49		125, 274, 701. 49
2	16,1 95.0 0												16,1 95.0 0		16,1 95.0 0
3					3,31 8,54 4.60								3,31 8,54 4.60		3,31 8,54 4.60
4						- 524, 800. 00							524, 800. 00		524, 800. 00
											- 43,9 55,8 37.4 0		- 43,9 55,8 37.4 0		- 43,9 55,8 37.4 0
1													0.00		
2													0.00		
3											- 43,9 55,8 37.4 0		- 43,9 55,8 37.4 0		- 43,9 55,8 37.4 0
4															
					- 78,4 25.8 4								- 78,4 25.8 4		- 78,4 25.8 4
1															
2															
3															
4															

5															
6				- 78,4 25.8 4								- 78,4 25.8 4		- 78,4 25.8 4	
1															
2															
	219, 779, 324. 00			17,7 36,2 69.5 8	737, 992, 444. 19	33,5 14,6 28.7 6	- 196, 843. 01		67,4 26,6 18.5 2		876, 106, 329. 04	1,88 5,32 9,51 3.56	20,3 25,1 95.5 2	1,90 5,65 4,70 9.08	

	2022													
	219,7 85,44 1.00			17,70 6,868. 16	753,6 72,84 6.47	11,71 8,708. 76				88,53 8,685. 26	587,6 46,90 2.34		1,655, 632,0 34.47	
	219,7 85,44 1.00			17,70 6,868. 16	753,6 72,84 6.47	11,71 8,708. 76				88,53 8,685. 26	587,6 46,90 2.34		1,655, 632,0 34.47	
“ ”	109,7 45,64 1.00			- 62,04 5.76	- 74,45 6,940. 57	- 11,68 1,208. 76					34,72 6,689. 29		81,63 4,552. 72	
											129,1 91,00 4.08		129,1 91,00 4.08	
	-					-								

	96,58	35,38	11,68	46,96
	5.00	5,285.	1,208.	9,909.
		43	76	19
1	-	-	-	-
	111,0	1,276,		1,387,
	00.00	500.0		500.0
		0		0
2	14,41	394,8		409,2
	5.00	55.99		70.99
3		36,26	-	46,56
		6,929.	10,29	0,638.
		44	3,708.	20
			76	
4				

1		
2		
	329,5	17,64
	31,08	4,822.
	2.00	-

1

2

1

A

B

C

D

E

2

1

“ ”

“

”

“

”

A

1

2

B

12

30

1

2

3

4

5

10

22 —

22 —

3

f

		5-20	5	19.00-4.75
		3-5	5	31.67-19.00
		4-5	5	23.75-19.00
		3-5	5	31.67-19.00

31

3 —

“

”

3 —

“

”

31

13 —

	50-69		--
	10		--
	8.67		--
	5		--
	10		--

31

“

”

- 1
- 2
- 3

E A F B C D

3 — “ ”

” “ ” “ ” “

A
B

(1)

(2)

f

1

2

1

12

4

23 —

22 —

	15
	15
	15
Ionex Engineering BVBA	20
PuriTech Ltd.	12.50
Sunresin New Materials GmbH	31.225
	25

1	200	8.25%	
200	16.50%		
200	8.25%	16.5%	
2	0-10	20%	10
25%	Ionex Engineering BVBA	10	
20%			
3	12.50%	25%	
	33%	PuriTech Ltd.	12.50%
4			
15%	0.825%	15.825%	
	Sunresin New Materials GmbH	15.4%	

1 2020 12 1 GR202061001303
 2020 2022 15%

2
 2020 23 2021 1 1 2030 12 31
 15%
 (2004 86)

0.5%

	14,287,5 15.29	2.94%	10,319,0 76.64	72.22%	3,968,43 8.65	14,256,0 26.63	4.47%	10,287,5 87.98	72.16%	3,968,43 8.65
	9,716,23 9.24	2.00%	5,747,80 0.59	59.16%	3,968,43 8.65	9,716,23 9.24	3.04%	5,747,80 0.59	59.16%	3,968,43 8.65
	2,670,66 3.00	0.55%	2,670,66 3.00	100.00%	0.00	2,670,66 3.00	0.84%	2,670,66 3.00	100.00%	0.00
ROSAT OM	629,529. 32	0.13%	629,529. 32	100.00%	0.00	598,040. 66	0.19%	598,040. 66	100.00%	0.00
	1,271,08 3.73	0.26%	1,271,08 3.73	100.00%	0.00	1,271,08 3.73	0.40%	1,271,08 3.73	100.00%	0.00
	471,607, 009.98	97.06%	35,688,4 75.44	7.57%	435,918, 534.54	305,159, 534.04	95.53%	27,168,3 77.66	8.90%	277,991, 156.38
1	424,121, 627.72	87.29%	20,018,5 40.83	4.72%	404,103, 086.89	257,743, 418.38	80.69%	12,165,4 89.35	4.72%	245,577, 929.03
1 2	26,992,3 37.50	5.56%	3,627,77 0.16	13.44%	23,364,5 67.34	26,811,5 71.32	8.39%	3,603,47 5.18	13.44%	23,208,0 96.14
2 3	8,916,55 8.20	1.84%	2,331,67 9.97	26.15%	6,584,87 8.23	8,719,30 0.44	2.73%	2,280,09 7.07	26.15%	6,439,20 3.37
3 4	2,620,83 9.19	0.53%	1,057,77 0.70	40.36%	1,563,06 8.49	3,413,54 1.26	1.07%	1,377,70 5.25	40.36%	2,035,83 6.01
4 5	1,136,28 5.01	0.23%	833,351. 43	73.34%	302,933. 58	2,738,52 8.99	0.86%	2,008,43 7.16	73.34%	730,091. 83
5	7,819,36 2.36	1.61%	7,819,36 2.36	100.00%	0.00	5,733,17 3.65	1.79%	5,733,17 3.65	100.00%	0.00
	485,894, 525.27	100.00%	46,007,5 52.08	9.47%	439,886, 973.19	319,415, 560.67	100.00%	37,455.9 65.64	11.73%	281,959, 595.03

1	1	425,206,477.72
1	2	28,244,866.82
2	3	8,916,558.20
3		23,526,622.53
3	4	13,299,891.43
4	5	1,136,285.01
5		9,090,446.09
		485,894,525.27

	10,287,587.98	31,488.66			10,319,076.64
	27,168,377.66	8,520,097.78			35,688,475.44
	37,455,965.64	8,551,586.44			46,007,552.08

--	--	--

--	--

--	--	--	--	--	--

	43,284,371.22	8.91%	2,043,022.32

2022

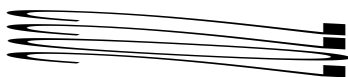



	176,755,723.17		176,755,723.17	55,395,194.80		55,395,194.80
	312,270,682.84	57,109.61	312,213,573.23	225,208,254.98	57,109.61	225,151,145.37
	129,544,945.75		129,544,945.75	121,078,641.20		121,078,641.20
	142,609,057.11		142,609,057.11	48,931,512.57		48,931,512.57







--



					3,152,593.95	
					800,000.00	
					3,952,593.95	
					3,952,593.95	



0% 00% 0%

1.		24,770,605.52	4,191,682.20	28,962,287.72
2.				
	1			
	2 \ \			
	3			
3.				
	1			
	2			
4.		24,770,605.52	4,191,682.20	28,962,287.72
1.		6,126,037.29	680,329.69	6,806,366.98
2.		594,494.54	43,350.04	637,844.58
	1	594,494.54	43,350.04	637,844.58
3.				
	1			
	2			
4.		6,720,531.83	723,679.73	7,444,211.56
1.				
2.				

1.	533,521,324.78	339,715,840.06	14,419,326.12	38,210,380.70	925,866,871.66
2.	1,548,118.24	15,125,733.57	1,509,039.08	539,882.28	18,722,773.17
1	650,693.44	11,873,628.32	1,509,039.08	539,882.28	14,573,243.12
2	897,424.80	3,252,105.25	0.00	0.00	4,149,530.05
3					
3.					
1					
4.	535,069,443.02	354,841,573.63	15,928,365.20	38,750,262.98	944,589,644.83
1.	97,303,062.95	155,586,003.72	7,871,940.28	23,477,554.45	284,238,561.40
2.	17,638,719.82	26,456,018.47	1,086,523.42	2,187,516.71	47,368,778.42
1	17,638,719.82	26,456,018.47	1,086,523.42	2,187,516.71	47,368,778.42
3.					
4.	114,941,782.77	182,042,022.19	8,958,463.70	25,665,071.16	331,607,339.82
1.					
2.					
3.					
4.					
1.	420,127,660.25	172,799,551.44	6,969,901.50	13,085,191.82	612,982,305.01
2.	436,218,261.83	184,129,836.34	6,547,385.84	14,732,826.25	641,628,310.26

--	--	--	--	--	--

--	--	--	--	--	--

3	4	5		3,606,001.30	
				3,065,426.62	
				2,888,793.55	

	2,831,537.08	
	109,220,478.28	
	36,193,524.70	

--	--	--

	112,969,656.44	73,566,849.89
	73,185.63	428,890.31
	113,042,842.07	73,995,740.20

	5,714,204.10		5,714,204.10	2,278,158.84		2,278,158.84
	29,487,222.18		29,487,222.18	18,789,570.81		18,789,570.81
	68,323,696.91		68,323,696.91	48,570,638.18		48,570,638.18
	1,184,864.25		1,184,864.25	107,182.52		107,182.52
	4,933,590.83		4,933,590.83	1,984,155.76		1,984,155.76
	745,463.70		745,463.70	745,463.70		745,463.70
				951,484.20		951,484.20
	2,580,614.47		2,580,614.47	140,195.88		140,195.88
	112,969,656.44		112,969,656.44	73,566,849.89		73,566,849.89

--	--	--	--	--	--	--	--	--	--	--	--	--

	449,66 7,700. 00	2,278, 158.84	5,699, 847.31	2,263, 802.05		5,714, 204.10	89.06 %	101.35 %				
	50,000 ,000.0 0	18,789 ,570.8 1	11,595 ,076.1 7	897,42 4.80		29,487 ,222.1 8	58.97 %	58.97 %				
	307,48 9,800. 00	48,570 ,638.1 8	19,753 ,058.7 3			68,323 ,696.9 1	74.56 %	103.26 %				
	352,03 4,500. 00	107,18 2.52	2,065, 984.93	988,30 3.20		1,184, 864.25	41.10 %	48.57 %				
	150,00 0,000. 00	1,984, 155.76	2,949, 435.07			4,933, 590.83	3.29%	3.29%				
	1,309, 192,00 0.00	71,729 ,706.1 1	42,063 ,402.2 1	4,149, 530.05	0.00	109,64 3,578. 27						

--	--	--	--	--	--	--	--	--	--	--	--	--

		73,185.63				73,185.63		428,890.31				428,890.31
		73,185.63				73,185.63		428,890.31				428,890.31

fl fl

1.	4,403,174.48	35,711.83	4,438,886.32
2.	219,036.39		219,036.39
3.	271,349.82		271,349.82
4.	4,350,861.05	35,711.83	4,386,572.89
1.	162,638.43	23,807.88	186,446.34
2.	426,125.47	11,903.95	438,029.40
1	426,125.47	11,903.95	438,029.40
3.	116,292.78		116,292.78
	116,292.78		116,292.78
4.	472,471.12	35,711.83	508,182.96
2.			
1			
3.			
1			
4.			
1.	3,878,389.93		3,878,389.93
2.	4,240,536.05	11,903.95	4,252,440.00

1.	210,359,313.82	485,436.89	952,399.28	442,19.2
----	----------------	------------	------------	----------

3.	916,220.00						916,220.00
1							
	916,220.00						916,220.00
4.	209,443,093.82	485,436.89		952,399.28	442,707.87	8,009,496.08	219,333,133.94
1.	14,114,403.49	485,436.89		369,099.95	210,983.31	2,464,460.32	17,644,383.96
2.	2,078,638.88			47,942.42	28,886.18	462,086.31	2,617,553.79
1	2,078,638.88			47,942.42	28,886.18	462,086.31	2,617,553.79
3.							
1							
4.	16,193,042.37	485,436.89		417,042.37	239,869.49	2,926,546.63	20,261,937.75
1.							
2.							
1							
3.							
1							
4.							
1.	193,250,051.45			535,356.91	202,838.38	5,082,949.45	199,071,196.19
2.	196,244,910.33			583,299.33	231,724.56	5,545,035.76	202,604,969.98

--	--	--	--

PuriTech Ltd.	26,053,448.60				26,053,448.60
	26,053,448.60				26,053,448.60

--	--	--	--	--	--

	65,243,530.86	9,793,284.00	57,970,221.72	8,700,269.55
	2,652,597.40	397,889.61	16,831,528.52	2,524,729.28
	51,310,854.99	12,827,713.74	41,533,785.19	10,383,446.30
	10,366,182.64	2,064,191.63	11,737,433.71	2,269,879.29
	35,234,852.50	5,285,227.88	8,348,396.26	1,252,259.44
	164,808,018.39	30,368,306.86	136,421,365.40	25,130,583.86

	107,555,371.98	16,133,305.80	92,823,181.84	13,923,477.28
	107,555,371.98	16,133,305.80	92,823,181.84	13,923,477.28

		30,368,306.86		25,130,583.86
		16,133,305.80		13,923,477.28

			1,143,036.62

	59,262,846.08	55,489,880.58
	3,139,673.05	3,443,031.44
	62,402,519.13	60,075,948.64

--	--	--	--

	200,000,000.00	19,875,286.18	180,124,713.82	198,548,548.08	19,875,286.18	178,673,261.90
	780,950.01		780,950.01	7,276,215.35		7,276,215.35
	200,780,950.01	19,875,286.18	180,905,663.83	205,824,763.43	19,875,286.18	185,949,477.25

	25,029,208.34	
	2,904,027.77	3,005,500.00
	27,933,236.11	3,005,500.00

0

--	--	--

--	--	--

	11,869,165.25	74,185,513.22	84,849,950.46	1,204,728.01
-	0.00	5,080,729.29	5,054,753.99	25,975.30
	11,869,165.25	79,266,242.51	89,904,704.45	1,230,703.31

1	11,821,032.88	65,583,623.38	76,447,925.31	956,730.95
2		3,197,387.54	3,197,387.54	
3	165.32	2,549,460.58	2,340,697.66	208,928.24
		2,281,404.42	2,072,476.18	208,928.24
	165.32	212,258.47	212,423.79	
		55,797.69	55,797.69	
4		2,816,541.69	2,816,541.69	
5	47,967.05	38,500.03	47,398.26	39,068.82
	11,869,165.25	74,185,513.22	84,849,950.46	1,204,728.01

№

	25,480,432.28	
	9,015,901.66	
	34,496,333.94	

--	--	--

	15,019,531.25	22,732,513.02
	571,536.57	589,639.13
	15,591,067.82	23,322,152.15

	57,742,452.59	31,952,969.86
	57,742,452.59	31,952,969.86

--	--	--	--	--	--	--	--	--	--	--	--

	15,019,531.25	22,732,513.02
	-15,019,531.25	-22,732,513.02
	0	0

	99,706,104.03	98,889,443.47
	99,706,104.03	98,889,443.47

	340,000,000.00	2019.06.11	6	340,000,000.00	98,889,443.47		730,169.86			1,386,951.83	1,848,442.53	375,000.00	99,706,104.03
	—			0.00	98,889,443.47	0.00	730,169.86			1,386,951.83	1,848,442.53	375,000.00	99,706,104.03

2019 6 11 2025 6 10

2019 6 17

2019 12

17 2025 6 10

	3,762,193.80	4,172,892.63
	18,770.00	18,345.71
	-571,536.57	-589,639.13



59,887,798.60

0.00

624,952.50


59,262,846.10



1,070,190.00 17,706,868.16 3,750.00 62,045.76 1,066,440.00 17,644,822.40



1,070,190.00 17,706,868.16 3,750.00 62,045.76 1,066,440.00 17,644,822.40



	-1,387,961.81	-686,052.57				-686,052.57		-2,074,014.38

--	--	--	--	--

3 — “ ”

	88,538,685.26			88,538,685.26
	88,538,685.26			88,538,685.26

		1,015,568,710.43	769,780,019.39
		1,015,568,710.43	769,780,019.39
		197,423,976.28	150,282,147.05
		94,464,314.79	43,955,837.40

	600,896,405.71	600,896,405.71
	126,245,913.38	126,245,913.38
	22,220,547.97	22,220,547.97
	569,835,033.18	569,835,033.18
	179,527,833.88	179,527,833.88
	749,362,867.06	749,362,867.06

3,022,259,787.65



	18,405,833.05	17,225,386.39
	9,069,791.63	9,413,713.58
	4,655,056.25	2,064,558.08
	2,892,159.29	2,751,098.19
	798,141.42	873,549.34
	1,511,962.70	1,170,593.84
	10,723,714.69	3,318,544.60
	225,436.60	
	2,499,923.48	1,855,324.75
	50,782,019.11	38,672,768.77

[Redacted]

[Redacted]

	3,638,386.76	2,695,011.03
	2,965,707.16	6,808,049.40

	97,677.96	223,903.75
		1,310,400.00
	376,383.56	
	899.02	
	474,960.54	1,534,303.75

--	--	--

	1,168,238.56	-575,800.00
	76,682.19	-575,800.00
	1,168,238.56	-575,800.00

	-479,232.11	540,840.62
	-8,562,396.03	-4,597,586.52
	-9,041,628.14	-4,056,745.90

	48,105.58	40,065.52
	48,105.58	40,065.52

--	--	--

	0.00	96,755.08
--	------	-----------

	63,280.00	1,380,840.01	63,280.00
	63,280.00	1,380,840.01	63,280.00

								/
--	--	--	--	--	--	--	--	---

	185,072.12	249,191.35	185,072.12
	185,082.12	249,191.35	185,072.12

	15,299,158.55	5,324,473.91
	-3,027,894.50	8,742,948.73
	12,271,264.05	14,067,422.64

	207,040,446.25
/	31,056,066.94
	-278,893.82
	-18,180,690.20

	-422,547.67
	111,980.49
	-14,651.69
	12,271,264.05



“ ”	-18,712,357.37	10,490,992.16
“ ”	-474,960.54	-1,534,303.75
“ ”	-5,237,723.00	1,573,444.59
“ ”	2,209,828.52	7,169,504.16
“ ”	-314,355,141.01	-40,621,653.36
“ ”	-175,521,062.42	-132,617,026.63
“ ”	549,651,166.43	44,767,603.74
		3,318,544.60
	291,073,691.73	92,845,530.95
2		
3		
	810,988,853.32	615,553,891.27
	682,432,099.36	510,093,268.37
	128,556,753.96	105,460,622.90

	810,988,853.32	682,432,099.36
	312,539.96	362,094.05



810,676,313.36

	2,123,000.00		1,036,900.00
	2,492,781.44		2,492,781.44

--	--	--	--	--	--	--	--	--

--	
--	
--	
--	
--	

--	--	--	--	--	--	--	--	--

--	
--	
--	
--	
--	

				100.00%		
				60.00%		
				100.00%		
				100.00%		
Puritech Limited					100.00%	
Ionex Engineering BV					100.00%	
Sunresin New Materials Gmbh				100.00%		
				100.00%		

	40.00%	-2,654,794.08		14,377,428.78

	71,576 ,277.1 8	275,63 5,704. 39	347,21 1,981. 57	247,72 2,603. 42	63,545 ,806.2 1	311,26 8,409. 63	52,505 ,554.7 5	264,18 0,322. 16	316,68 5,876. 91	209,02 9,277. 86	65,076 ,041.9 1	274,10 5,319. 77

	43,766,145. 68	6,636,985.2 0	- 6,636,985.2 0	- 15,689,194. 73	40,102,056. 62	5,280,147.1 0	- 5,280,147.1 0	- 18,120,732. 79


/	
--	
--	
/	
/	


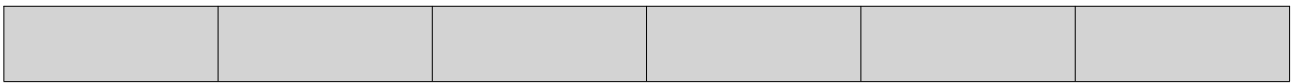
	/	/
	10,212,349.45	2,009,066.6 2!

	25,738,013.02			25,738,013.02
	71,169,663.25	-		71,169,663.25
	191,145,190.90			191,145,190.90
	46,498,087.45			46,498,087.45
	589,639.13			589,639.13
	31,952,969.86			31,952,969.86
			98,889,443.47	98,889,443.47
		915,404.61	2686194.6	3601599.21
	367,093,563.61	915,404.61	101575638.07	469584606.29

j

(-' % (~~2022-2023~~) 2022-2023, '- E p d E q d q -





--	--	--	--	--

	10,000,000.00	2022 4 11	2023 4 10	
	9,000,000.00	2022 3 29	2023 3 20	

--	--	--	--	--

2020 1 3

82,534.00 , 9,805,119.00
9,716,239.00

9,716,239.00

6,346.00 ,

2021 8 23

3,000.00 2021 11 5
2022 6


3,000.00

--	--	--	--

--	--	--

--	--	--	--	--	--	--

	569,835,033.18	179,527,833.88		749,362,867.06
	319,503,672.37	105,857,496.49		425,361,168.86



2022



2	3	3,592,35 5.79	0.72%	939,401. 04	26.15%	2,652,95 4.75	8,442,32 0.24	2.38%	2,207,66 6.74	26.15%	6,234,65 3.50
3	4	1,488,47 8.60	0.30%	600,749. 96	40.36%	887,728. 64	1,312,02 1.15	0.37%	529,531. 74	40.36%	782,489. 41
4	5	1,136,11 5.01	0.23%	833,226. 75	73.34%	302,888. 26	2,588,35 8.99	0.73%	1,898,30 2.48	73.34%	690,056. 51
5		7,642,36 2.36	1.54%	7,642,36 2.36	100.00%		5,682,55 3.05	1.60%	5,682,55 3.05	100.00%	
		497,593, 002.18	100.00%	44,348,3 66.57	8.91%	453,244, 635.61	354,686, 443.44	100.00%	38,509,9 64.26	10.86%	316,176, 479.18

1	1										449,250,172.41
1	2										22,533,382.04
2	3										3,592,355.79
3											
	3	4									12,167,530.84
	4	5									1,136,115.05

1 6 €

1 2 4 5 9 ..

e- ~ 9A

€2050



--	--	--	--	--	--

	122,670,434.10	24.65%	5,790,044.49
	30,201,300.00	6.07%	1,425,501.36
	27,159,237.22	5.46%	1,281,916.00
	25,333,451.99	5.10%	1,195,738.93
	19,026,000.00	3.82%	898,027.20
	224,390,423.31	45.10%	

	114,647,191.95	108,680,919.50
	114,647,191.95	108,680,919.50

--	--	--



()		
-----	--	--

()				
-----	--	--	--	--

	7,354,454.80	4,779,306.00
	1,120,908.69	882,480.91
	134,935,756.49	124,494,901.13
	23,142.97	4,000.00
	143,434,262.95	130,160,688.04

	12	()	()	
2022 1 1	4,522,204.01	1,973,452.70	14,984,111.83	21,479,768.54
2022 1 1				
--	-271,664.21	271,664.21		0.00
--		-2,011,834.83	2,011,834.83	0.00
	150,598.86	2,918,274.92	4,238,428.68	7,307,302.46
2022 6 30	4,401,138.66	3,151,557.00	21,234,375.34	28,787,071.00

1	1	51,057,292.94
1	2	21,749,875.76
2	3	59,717,412.13
3		10,909,682.12
3	4	10,786,682.12
4	5	123,000.00
		143,434,262.95

--	--	--	--	--	--	--

--	--	--

--	--

--	--	--	--	--	--

		130,976,415.27	1-4	91.31%	27,415,446.05
		3,732,675.82	1	2.60%	321,756.66
		672,000.00	1	0.47%	57,926.40
		500,000.00	1	0.35%	43,100.00
		500,000.00	1-2	0.35%	72,450.00
		136,381,091.09		95.08%	27,910,679.11

--	--	--	--	--

	554,906,696.00		554,906,696.00	554,906,696.00		554,906,696.00
	3,952,593.95		3,952,593.95	3,054,915.99		3,054,915.99
	558,859,289.95		558,859,289.95	557,961,611.99		557,961,611.99

--

	3,054,915.99			97,677.96						3,152,593.95	
		800,000.00								800,000.00	
	3,054,915.99	800,000.00		97,677.96						3,952,593.95	
	3,054,915.99	800,000.00		97,677.96						3,952,593.95	

	575,290,244.29	356,052,608.23	459,203,088.22	280,489,448.38	
	4,861,642.97	3,386,086.78	1,347,082.95	698,714.49	
	580,151,887.26	359,438,695.01	460,550,171.17	281,188,162.87	

2,925,751,488.00

	97,677.96	223,903.75
	376,383.56	1,310,400.00
	899.02	
	474,960.54	1,534,303.75

2022 7 30